



# Controls Product Catalog



# 2025

Effective July 14, 2025

REVISION B



[www.aaon.com](http://www.aaon.com)

**Controls manuals are available for download from  
[www.aaon.com/library](http://www.aaon.com/library)**

AAON  
2425 South Yukon Ave.  
Tulsa, OK 74107-2728  
[www.aaon.com](http://www.aaon.com)

Factory Technical Support Phone: 918-382-6450  
AAON® Controls Support: 866-918-1100

It is the intent of AAON® to provide accurate and current product information. However, in the interest of product improvement, AAON® reserves the right to change pricing, specifications, and/or design of its product without notice, obligation, or liability.

AAON® is a registered trademark of AAON, Inc., Tulsa, OK. BACnet® is a registered trademark of ASHRAE Inc., Atlanta, GA. BITZER® is a registered trademark of BITZER Kühlmaschinenbau GmbH.

AAON Part Number: G123810, Rev. B  
Copyright July 2025 AAON, Inc.

AAON® is a registered trademark of AAON, Inc., Tulsa, OK. AAON® assumes no responsibility for errors or omissions in this document. This document is subject to change without notice.



# AAON CONTROLS 2025 PARTS PRICING

| Part Number Quick Price Reference |   |                         |
|-----------------------------------|---|-------------------------|
| AAON P/N                          | Part Description  | Page No.                |
| ASM01621                          | E-BUS Return Air Temp/Humidity Sensor Emulator Board with 1.5 ft. E-BUS Cable   | <a href="#">page 37</a> |
| ASM01622                          | E-BUS Space CO <sub>2</sub> Sensor Emulator Board with 1.5 ft. E-BUS Cable      | <a href="#">page 38</a> |
| ASM01623                          | E-BUS Return Air CO <sub>2</sub> Sensor Emulator Board with 1.5 ft. E-BUS Cable | <a href="#">page 38</a> |
| ASM01624                          | Strap-On Temperature Sensor Kit   | <a href="#">page 21</a> |
| ASM01626                          | MiniLink Polling Device 5   | <a href="#">page 30</a> |
| ASM01629                          | VAV/Zone Controller Expansion Module (E-BUS)                                    | <a href="#">page 25</a> |
| ASM01635                          | E-BUS Adapter Hub with 1.5 ft. E-BUS Cable                                      | <a href="#">page 37</a> |
| ASM01640                          | Duct Static Pressure Sensor   | <a href="#">page 17</a> |
| ASM01643                          | Standard Room Sensor – with Override and Slide Adjust                           | <a href="#">page 21</a> |
| ASM01646                          | 3% Room Mounted Relative Humidity Sensor – 0-5 VDC Output                       | <a href="#">page 16</a> |
| ASM01647                          | 3% Outdoor Air Relative Humidity Sensor – 0-5 VDC Output                        | <a href="#">page 16</a> |
| ASM01668                          | MODGAS-X Module   | <a href="#">page 7</a>  |
| ASM01670                          | MHGRV-X Module  | <a href="#">page 7</a>  |
| ASM01686                          | Refrigerant System Module for VFD Compressors (RSMV)                            | <a href="#">page 11</a> |
| ASM01687                          | MHGRV-X Reheat Expansion Module   | <a href="#">page 9</a>  |
| ASM01688                          | PREHEAT-X Module  | <a href="#">page 8</a>  |
| ASM01689                          | PREHEAT-X-EXT Module  | <a href="#">page 8</a>  |
| ASM01690                          | Water Source Heat Pump X2 Module  | <a href="#">page 41</a> |
| ASM01691                          | VCC-X EM1 Expansion Module  | <a href="#">page 13</a> |
| ASM01693                          | Refrigerant System Module for VFD Compressors – Heat Pump (RSMV-HP)             | <a href="#">page 12</a> |
| ASM01695                          | MODGAS-XWR2 Module  | <a href="#">page 8</a>  |
| ASM01696                          | E-BUS Space Temp/Humidity Sensor Emulator Board with 1.5 ft. E-BUS Cable        | <a href="#">page 37</a> |
| ASM01697                          | E-BUS Outdoor Air Temp/Humidity Sensor Emulator Board with 1.5 ft. E-BUS Cable  | <a href="#">page 37</a> |
| ASM01820                          | E-BUS Digital Room Sensor with LCD Display – Temperature & Humidity             | <a href="#">page 19</a> |
| ASM01829                          | E-BUS CO <sub>2</sub> Sensor – Wall Mounted                                     | <a href="#">page 18</a> |
| ASM01831                          | E-BUS CO <sub>2</sub> Sensor with Remote Pickup – Duct Mounted                  | <a href="#">page 18</a> |
| ASM01832                          | Building Static Pressure Sensor   | <a href="#">page 17</a> |
| ASM01835                          | 3% Return Air Relative Humidity Sensor – 0-5 VDC Output                         | <a href="#">page 16</a> |
| ASM01836                          | E-BUS Horizontal Outdoor Air Temperature & Humidity Sensor                      | <a href="#">page 19</a> |
| ASM01838                          | E-BUS Vertical Outdoor Air Temperature & Humidity Sensor                        | <a href="#">page 20</a> |
| ASM01840                          | E-BUS Return Air Temperature & Humidity Sensor                                  | <a href="#">page 20</a> |
| ASM01841                          | Slaved Zone Interface Card with Cable   | <a href="#">page 39</a> |
| ASM01845                          | VCB-X Suction Pressure Transducer Kit with E-BUS Adapter                        | <a href="#">page 21</a> |
| ASM01846                          | Zone Damper Actuator  | <a href="#">page 25</a> |
| ASM01851                          | Slaved VAV/Zone Damper Kit  | <a href="#">page 25</a> |
| ASM01868                          | GPC-XP Controller   | <a href="#">page 7</a>  |
| ASM01870                          | BACnet® General Purpose Controller  | <a href="#">page 5</a>  |
| ASM01873                          | E-BUS 12 Relay Expansion Module   | <a href="#">page 6</a>  |
| ASM01878                          | E-BUS Adapter Board   | <a href="#">page 37</a> |
| ASM01887                          | Dual Digital Compressor Module  | <a href="#">page 41</a> |
| ASM01889                          | Full Digital Compressor Module  | <a href="#">page 41</a> |
| ASM01890                          | One Condenser Head Pressure Module  | <a href="#">page 41</a> |
| ASM01891                          | Two Condenser Head Pressure II Module   | <a href="#">page 42</a> |

# AAON CONTROLS 2025 PARTS PRICING

| Part Number Quick Price Reference |  |                         |
|-----------------------------------|--|-------------------------|
| AAON P/N                          | Part Description   | Page No.                |
| ASM01893                          | Refrigerant System Module for Digital Compressors (RSMD-R22)                 | <a href="#">page 10</a> |
| ASM01897                          | System Manager TS II Operator Interface for VCM, VCM-X E-BUS & VCB-X         | <a href="#">page 32</a> |
| ASM01898                          | System Manager TS II Operator Interface for the GPC-XP Controller            | <a href="#">page 32</a> |
| ASM01900                          | System Manager TS-L Operator Interface for Most Controllers (Limited Access) | <a href="#">page 32</a> |
| ASM01956                          | Slaved Zone Interface Card   | <a href="#">page 39</a> |
| ASM01961                          | Modular Service Tool Adapter   | <a href="#">page 38</a> |
| ASM01963                          | USB-Link 2 Adapter   | <a href="#">page 38</a> |
| ASM01979                          | E-BUS to USB Mini Adapter Board  | <a href="#">page 37</a> |
| ASM02188                          | VAV/Zone Controller Power/Comm Cable Modular Adapter                         | <a href="#">page 39</a> |
| ASM02201                          | Refrigerant System Module for Digital Compressors (RSMD)                     | <a href="#">page 10</a> |
| ASM02215                          | Comm Driver Chips – Fault Tolerant – Package of 10                           | <a href="#">page 38</a> |
| ASM02221                          | E-BUS Digital Room Sensor (No LCD Display) – Temperature & Humidity          | <a href="#">page 19</a> |
| ASM02224                          | Power/Comm Board   | <a href="#">page 39</a> |
| ASM02227                          | Standard Room Sensor – Plain   | <a href="#">page 20</a> |
| ASM02236                          | CO <sub>2</sub> Sensor – Return Air  | <a href="#">page 17</a> |
| ASM02237                          | CO <sub>2</sub> Sensor – Wall Mount  | <a href="#">page 17</a> |
| ASM02242                          | Duct Static Pressure Pick-up Tube  | <a href="#">page 18</a> |
| ASM02244                          | USB-Link 2 Kit   | <a href="#">page 30</a> |
| ASM02252                          | Slaved Zone Rectangular Damper Kit   | <a href="#">page 29</a> |
| ASM02261                          | 2 Pole Terminal Block  | <a href="#">page 38</a> |
| ASM02262                          | 3 Pole Terminal Block  | <a href="#">page 38</a> |
| ASM02263                          | 4 Pole Terminal Block  | <a href="#">page 38</a> |
| ASM02264                          | 12 Pole Terminal Block   | <a href="#">page 38</a> |
| ASM02265                          | 7 Pole Terminal Block  | <a href="#">page 38</a> |
| ASM02266                          | 9 Pole Terminal Block  | <a href="#">page 38</a> |
| ASM02267                          | 10 Pole Terminal Block   | <a href="#">page 38</a> |
| ASM02268                          | 6 Pole Terminal Block  | <a href="#">page 38</a> |
| ASM02269                          | 8 Pole Terminal Block  | <a href="#">page 38</a> |
| ASM02293                          | CNTRL RSMVQ  | <a href="#">page 12</a> |
| ASM02338                          | Bypass Rectangular Damper Kit  | <a href="#">page 29</a> |
| ASM02350                          | CNTRL SUBCOOL MONITOR  | <a href="#">page 13</a> |
| ASM02351                          | CNTRL RSMZ MODULE  | <a href="#">page 12</a> |
| ASM02352                          | SNSR SUPPLY AIR EBUS RIGHT ANGLE   | <a href="#">page 19</a> |
| ASM02426                          | P.D. VAV/Zone BACnet® Controller   | <a href="#">page 24</a> |
| ASM02427                          | P.I. VAV/Zone BACnet® Controller   | <a href="#">page 24</a> |
| ASM02627                          | CNTRL RSMV W/O EXV CONTROL   | <a href="#">page 11</a> |
| ASM02652                          | RSMVQ2R  | <a href="#">page 12</a> |
| ASM02653                          | P.D. BACnet® Rectangular Damper Kit  | <a href="#">page 29</a> |
| ASM02661                          | P.D. VAV/Zone BACnet® Controller Package                                     | <a href="#">page 24</a> |
| ASM02662                          | P.I. VAV/Zone BACnet® Controller Package                                     | <a href="#">page 25</a> |
| ASM02771                          | VCCX2 Suction Pressure Transducer  | <a href="#">page 21</a> |
| ASM02786                          | CNTRL RSMVHPQ  | <a href="#">page 12</a> |
| ASM02869                          | Refrigerant System Module for Digital Compressors (RSMD2R)                   | <a href="#">page 11</a> |

# AAON CONTROLS 2025 PARTS PRICING

| Part Number Quick Price Reference |  |                         |
|-----------------------------------|--|-------------------------|
| AAON P/N                          | Part Description   | Page No.                |
| ASM02907                          | Motor Speed Controller - 240V                                    | <a href="#">page 8</a>  |
| ASM02908                          | Motor Speed Controller - 480V                                    | <a href="#">page 8</a>  |
| ASM06690                          | Compressor Protection Module                                     | <a href="#">page 6</a>  |
| ASM06709                          | Refrigerant System Module for Digital Compressors – CM Cond Fan  | <a href="#">page 11</a> |
| ASM06721                          | SNSR EBUS LCD TEMP AND HUMIDITY - 1.5%                           | <a href="#">page 16</a> |
| ASM06852                          | CNTRL RSMD-A MODULE  | <a href="#">page 11</a> |
| ASM06926                          | CNTRL MHGRVX-A2 WITH OPTION FOR DIFFERENT POWER SUPPLIES         | <a href="#">page 7</a>  |
| ASM07272                          | PT-Link II BACnet 5  | <a href="#">page 30</a> |
| ASM07274                          | Defrost Controller   | <a href="#">page 6</a>  |
| ASM07290                          | SNSR DUCT CO <sub>2</sub> 0-5000PPM EBUS                         | <a href="#">page 18</a> |
| ASM07413                          | SENSOR SUPPLY AIR TEMP/HUMIDITY                                  | <a href="#">page 22</a> |
| ASM07420                          | COMMLINK 6   | <a href="#">page 30</a> |
| ASM07424                          | CNTRL VCCX-IP  | <a href="#">page 14</a> |
| ASM07430                          | 5 Pole Terminal Block  | <a href="#">page 38</a> |
| ASM07491                          | CNTRL RSMZ 2500  | <a href="#">page 13</a> |
| ASM07503                          | VCCX-454   | <a href="#">page 13</a> |
| ASM07527                          | REMOTE LCD SPACE TEMP/RH EBUS                                    | <a href="#">page 19</a> |
| ASM07559                          | CNTRL FAN ARRAY  | <a href="#">page 6</a>  |
| ASM07563                          | CNTRL A2L MITIGATION   | <a href="#">page 5</a>  |
| ASM07687                          | RSM - DEV1   | <a href="#">page 10</a> |
| ASM07716                          | CNTRL RM454 - D MODULE   | <a href="#">page 9</a>  |
| ASM07717                          | CNTRL RM454 - Z MODULE   | <a href="#">page 10</a> |
| ASM07718                          | CNTRL RM454 - V MODULE   | <a href="#">page 9</a>  |
| ASM07719                          | CNTRL RM454 - SC MONITOR   | <a href="#">page 9</a>  |
| ASM07771                          | BD - 3PI   | <a href="#">page 5</a>  |
| ASM07804                          | CNTRL BD - FANCOMM - S   | <a href="#">page 6</a>  |
| ASM07805                          | CNTRL BD - FANCOMM - R   | <a href="#">page 5</a>  |
| G012870                           | E-BUS Cable Assembly – 3 ft. Long                                | <a href="#">page 34</a> |
| G018870                           | E-BUS Cable Assembly – 1,000 ft. Long Spool                      | <a href="#">page 34</a> |
| G018890                           | E-BUS Bulk Connectors  | <a href="#">page 34</a> |
| G029440                           | E-BUS Cable Assembly – 1.5 ft. Long                              | <a href="#">Page 30</a> |
| G029450                           | E-BUS Cable Assembly – 100 ft. Long                              | <a href="#">Page 30</a> |
| G029460                           | E-BUS Cable Assembly – 10 ft. Long                               | <a href="#">Page 30</a> |
| G029470                           | E-BUS Cable Assembly – 150 ft. Long                              | <a href="#">Page 30</a> |
| G029500                           | E-BUS 3 Foot HB Service Tool Replacement Cable                   | <a href="#">page 38</a> |
| G029510                           | E-BUS Cable Assembly – 50 ft. Long                               | <a href="#">page 38</a> |
| G029530                           | E-BUS Cable Assembly – 75 ft. Long                               | <a href="#">page 34</a> |
| G030890                           | Modular Cable for Modular Service Tool and USB-Link – 6 ft. Long | <a href="#">page 35</a> |
| G030900                           | Power/Comm Pigtail Cable Assembly – 12 ft. Long                  | <a href="#">page 42</a> |
| G030910                           | Power/Comm Pigtail Cable Assembly – 120 ft. Long                 | <a href="#">page 42</a> |
| G030920                           | Power/Comm Pigtail Cable Assembly – 25 ft. Long                  | <a href="#">page 42</a> |
| G030930                           | Power/Comm Pigtail Cable Assembly – 50 ft. Long                  | <a href="#">page 42</a> |
| G030940                           | Power/Comm Pigtail Cable Assembly – 80 ft. Long                  | <a href="#">page 42</a> |

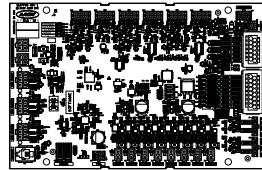
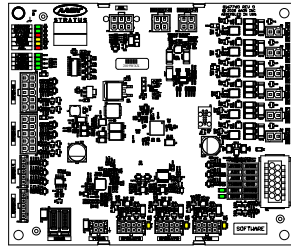
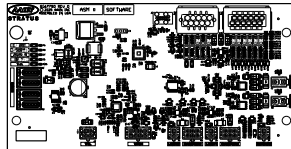
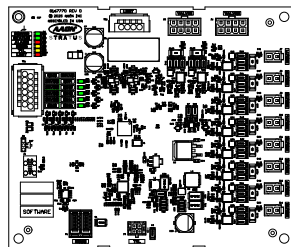
# AAON CONTROLS 2025 PARTS PRICING

| Part Number Quick Price Reference |  |                         |
|-----------------------------------|--|-------------------------|
| AAON P/N                          | Part Description   | Page No.                |
| G030980                           | USB Cable for USB-Link – 2 ft. Long                              | <a href="#">page 35</a> |
| G030990                           | USB Cable for CommLink III, IV, 5 or Remote Link II – 6 ft. Long | <a href="#">page 35</a> |
| G033970                           | E-BUS Adapter Hub  | <a href="#">page 37</a> |
| G034180                           | E-BUS Crimp Tool   | <a href="#">page 34</a> |
| G034540                           | Power Supply for CommLink II, III, IV, 5, or 6                   | <a href="#">page 35</a> |
| G034560                           | Power Supply for Modular Service Tool                            | <a href="#">page 35</a> |
| G042230                           | Outdoor Air Temperature Sensor                                   | <a href="#">page 20</a> |
| G043260                           | Power/Comm Cable Assembly – 120 ft. Long                         | <a href="#">page 42</a> |
| G043270                           | Power/Comm Cable Assembly – 25 ft. Long                          | <a href="#">page 42</a> |
| G043280                           | Power/Comm Cable Assembly – 3 ft. Long                           | <a href="#">page 42</a> |
| G043290                           | Power/Comm Cable Assembly – 40 ft. Long                          | <a href="#">page 42</a> |
| G043300                           | Power/Comm Cable Assembly – 80 ft. Long                          | <a href="#">page 42</a> |
| G043310                           | Power/Comm Extension Cable Assembly – 10 ft. Long                | <a href="#">page 42</a> |
| G043320                           | Power/Comm Extension Cable Assembly – 20 ft. Long                | <a href="#">page 42</a> |
| G045270                           | E-BUS Cable Assembly – 25 ft. Long                               | <a href="#">page 34</a> |
| G045890                           | Bypass Damper Actuator   | <a href="#">page 24</a> |
| G051240                           | Duct Temperature Sensor – 6 in. Probe Length                     | <a href="#">page 18</a> |
| G051250                           | Duct Temperature Sensor – 12 in. Probe Length                    | <a href="#">page 18</a> |
| G075510                           | WIRE 22AWG BACNET COMM CABLE                                     | <a href="#">page 35</a> |
| G145190                           | A2L Leak Detection Sensor Plug                                   | <a href="#">page 17</a> |
| R69330                            | Modular Cable for Actuator to VAV/Zone Controller – 18 in. Long  | <a href="#">page 34</a> |
| R88450                            | Modular Cable for Actuator to VAV/Zone Controller – 2 ft. Long   | <a href="#">page 34</a> |
| V36590                            | E-BUS Cable Assembly – 250 ft. Long                              | <a href="#">page 34</a> |
| Varies                            | Pressure Dependent BACnet Round Zone Damper Assembly             | <a href="#">page 27</a> |
| Varies                            | Pressure Dependent Round Slaved Zone Damper Assembly             | <a href="#">page 28</a> |
| Varies                            | Pressure Independent BACnet Round Zone Damper Assembly           | <a href="#">page 27</a> |
| Varies                            | Round Bypass Damper Assembly                                     | <a href="#">page 28</a> |
| ASM08150                          | STRATUS UNIT MANAGER   | <a href="#">page 3</a>  |
| ASM08153                          | STRATUS POWER-COMM   | <a href="#">page 3</a>  |
| ASM08156                          | STRATUS AIR HANDLER I-O  | <a href="#">page 2</a>  |
| ASM08159                          | STRATUS COOLING I-O  | <a href="#">page 2</a>  |
| ASM08162                          | STRATUS HEATING I-O  | <a href="#">page 2</a>  |
| ASM08165                          | STRATUS OUTDOOR AIR I-O  | <a href="#">page 3</a>  |
| ASM08168                          | STRATUS ENERGY RECOVERY I-O                                      | <a href="#">page 2</a>  |
| ASM08171                          | STRATUS PREHEAT I-O  | <a href="#">page 3</a>  |
| ASM08196                          | STRATUS SPACE SENSOR   | <a href="#">page 3</a>  |

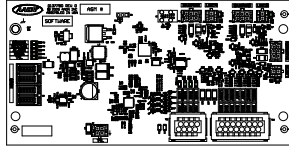

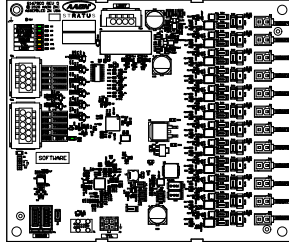

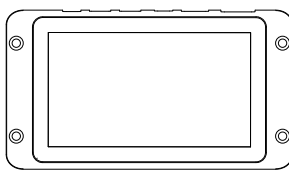


## Stratus Controllers and Boards

# AAON CONTROLS 2025 PARTS PRICING

| Part Number | Stratus Controls and Boards  |   |
|-------------|--|---|
|             | Description  |   |
| ASM08156    | <b>STRATUS Air Handler I-O</b><br>Field wiring connections for: <ul style="list-style-type: none"> <li>• Fan Control</li> <li>• OA\RTN Damper</li> <li>• A2L Sensors</li> <li>• Duct Static Sensor</li> <li>• Supply, Return, and Space Air Temperatures</li> <li>• Chilled\Hot Water Valve Controls</li> <li>• Remote Shutdown</li> <li>• Supply Fan Airflow Status</li> <li>• Hood On Status</li> <li>• BACnet Passthroughs</li> </ul> |    |
| ASM08159    | <b>STRATUS Cooling I-O</b><br>Field wiring connections for: <ul style="list-style-type: none"> <li>• Compressors</li> <li>• Reversing Valve Control</li> <li>• Reheat Valve Control</li> <li>• Line Temperature Sensors</li> <li>• Refrigerant Pressure Sensors</li> <li>• Oil Level Sensor</li> <li>• Defrost Switch</li> <li>• Condenser Fan</li> <li>• A2L Sensors</li> <li>• BACnet Passthroughs</li> </ul>                          |    |
| ASM08168    | <b>STRATUS Energy Recovery I-O</b><br>Field wiring connections for: <ul style="list-style-type: none"> <li>• Heat Wheel Speed Signal</li> <li>• Heat Wheel Enables</li> <li>• Bypass Dampers</li> <li>• Entering Air Temperatures</li> <li>• Leaving Air Temperatures</li> <li>• Dirty Filter Switches</li> <li>• Rotation Status</li> <li>• BACnet Passthroughs</li> </ul>  |  |
| ASM08162    | <b>STRATUS Heating I-O</b><br>Field wiring connections for: <ul style="list-style-type: none"> <li>• ModGas Valves</li> <li>• Ignition Proof Status</li> <li>• SCR Electric Signals</li> <li>• Heat Enables</li> <li>• Inducer Fan Low Speed</li> <li>• BACnet Passthroughs</li> </ul>   |  |

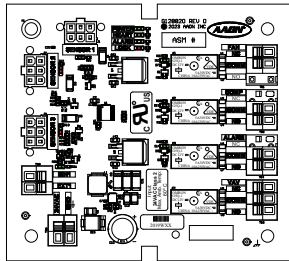
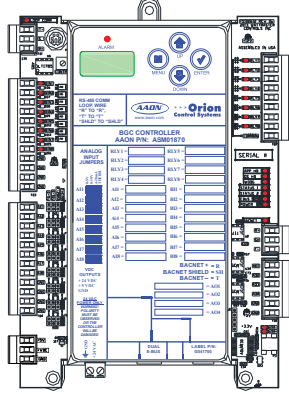
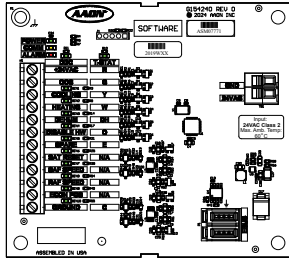
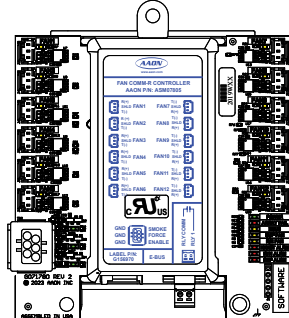
# AAON CONTROLS 2025 PARTS PRICING

| Part Number | Stratus Controls and Boards  |   |
|-------------|--|---|
|             | Description  |   |
| ASM08165    | <b>STRATUS Outdoor Air I-O</b><br><br>Field wiring connections for: <ul style="list-style-type: none"> <li>• OA/RTN Air Damper</li> <li>• Exhaust Air Damper</li> <li>• ERV Bypass Damper</li> <li>• Outside Air Temperature</li> <li>• Return Air Temperature</li> <li>• Supply Airflow Switch</li> <li>• Return Airflow Switch</li> <li>• Exhaust Airflow Switch</li> <li>• Dirty Filter Switch</li> <li>• Building Pressure Sensor</li> <li>• Exhaust Pressure Sensor</li> <li>• BACnet Passthroughs</li> </ul> |    |
| ASM08153    | <b>STRATUS POWER-COMM</b><br><br>Main power and communications board for the STRATUS system.   |   |
| ASM08171    | <b>STRATUS Preheat I-O</b><br><br>Field wiring connections for: <ul style="list-style-type: none"> <li>• Stage Enables</li> <li>• PWM SCR Signal</li> <li>• Entering Air Temperatures</li> <li>• Leaving Air Temperatures</li> <li>• BACnet Passthroughs</li> </ul>  |  |
| ASM08196    | <b>STRATUS Space Sensor</b> <ul style="list-style-type: none"> <li>• See and adjust desired space temperature</li> <li>• See and adjust desired occupancy schedule</li> <li>• Override Cooling\Vent\Heating mode</li> <li>• Override Unit Schedule</li> <li>• See Alarms</li> <li>• User Management</li> <li>• Air Balance Service Mode</li> </ul>   |  |
| ASM08150    | <b>STRATUS Unit Manager</b><br><br>Field wiring connections for: <ul style="list-style-type: none"> <li>• In Unit Board Communications</li> <li>• MS/TP or BACnet IP Communications</li> <li>• Building IP Network Communications</li> <li>• EBUS Sensor Communications</li> <li>• TS Space Sensor Communication</li> </ul>  |  |

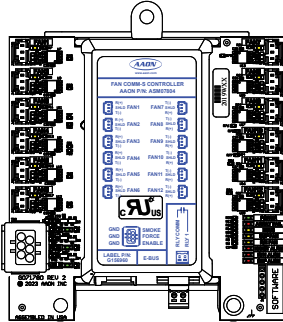
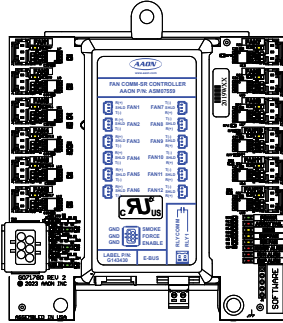
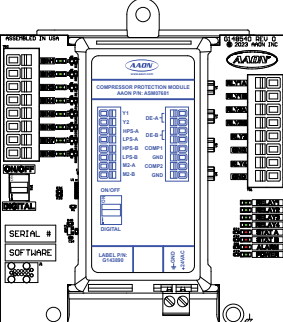
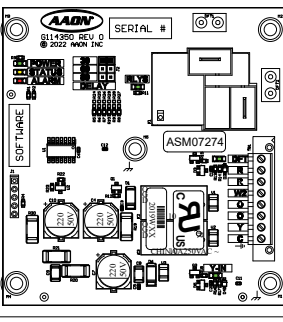

## Unit Controllers and Modules




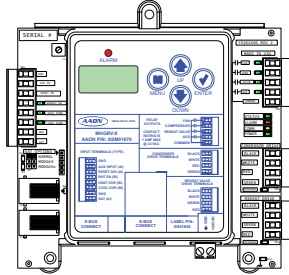
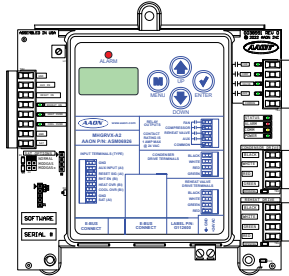
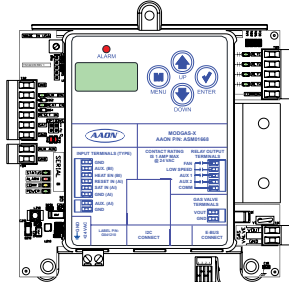
# AAON CONTROLS 2025 PARTS PRICING

| Part Number | Unit Controllers and Modules  |   |
|-------------|---|---|
|             | Description   |   |
| ASM07563    | <p><b>A2L Mitigation Controller</b><br/>Used on units with R454.</p> <p>The A2L Mitigation Controller is required for installation and operation in all A2L AAON Units. It features 3 sensor inputs, 1 binary input, and 4 relays. The controller functions as part of the safety measures by detecting refrigerant gas leaks and dispersing gas through proper means.</p> <p>The A2L Mitigation controller functions as either standalone or with the VCCX-454 Controller</p>  |    |
| ASM01870    | <p><b>BACnet® General Controller (BGC)</b><br/>The BGC is a stand-alone Input/Output device that uses BACnet® MS/TP communications.</p> <p><b>Features</b></p> <ul style="list-style-type: none"> <li>• 8 Analog Inputs - 10k Type III thermistor, 4-20mA, 0-5 VDC, 0-10 VDC</li> <li>• 4 Analog Outputs - 0-10 VDC</li> <li>• 8 Binary Inputs</li> <li>• 8 Relay Outputs</li> </ul> <p>In addition to the physical points listed above, it also has two modular sensor ports for specific communicating E-BUS temperature, humidity, and CO<sub>2</sub> sensors.</p> <p>The BGC has no internal logic, but allows a BACnet® front end to read the status of the analog and binary inputs. It also allows the front end to command the relay outputs to an On or Off mode and to command the 0 - 10 VDC analog outputs to specific voltages.</p> <p>The on-board 2 x 8 LCD display and buttons allow viewing of input and output status, configuration of the BACnet® settings, and setting of the WattCom network address.</p> |    |
| ASM07771    | <p><b>BD - 3PI</b></p> <p>Used for Supervisory Control of the VCCX-454. Inputs available for Remote Occupied, Cooling, Heating, Dehumidification, Disable Heat Wheel, Spare, Supply Air Temp Reset, Supply Fan Speed, Return Fan Speed, and Economizer Position.</p> <p>The BD-3PI has three configurable modes of operation: DDC, Thermostat, and HP Thermostat. Some inputs vary in functionality based on the selected mode. See VCCX-454 technical guide for full input descriptions.</p>   |  |
| ASM07805    | <p><b>BD Controller - Fancomm - R</b></p> <p>Fan Array Controller used with just the Return/Exhaust fans. This cannot be used in conjunction with the FANCOMM-SR. Can control up to 12 supply fan</p>   |  |

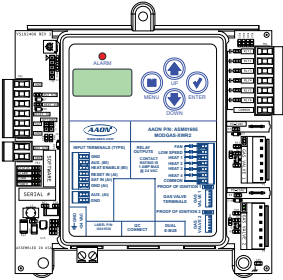
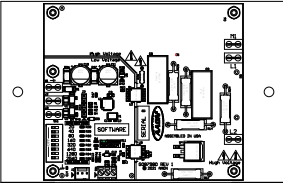
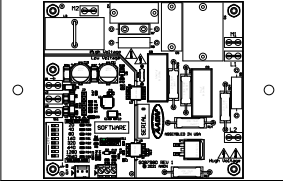
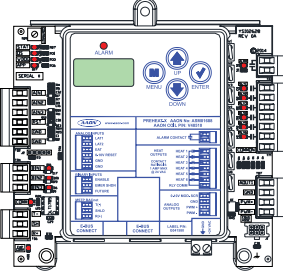
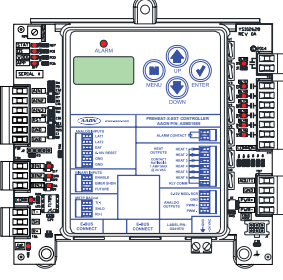
# AAON CONTROLS 2025 PARTS PRICING

| Part Number | Unit Controllers and Modules  |   |
|-------------|---|---|
|             | Description   |   |
| ASM07804    | <b>BD Controller – Fancomm- S</b><br>Fan Array Controller used with just the supply fans. This cannot be used in conjunction with the FANCOMM-SR. Can control up to 12 supply fans.   |    |
| ASM07559    | <b>BD Controller – Fancomm – SR</b><br>Fan Array Controller used to control up to 12 fans including supply, return, or exhaust fans. This cannot be used in conjunction with either the FANCOMM-R or FANCOMM-S.   |    |
| ASM06690    | <b>Compressor Protection Module</b><br>The Compressor Protection Module is used in split systems as a stand-alone module. It provides additional protection for compressors in systems with self-resetting pressure switches.<br><br>The module uses high pressure and low pressure switches to disable the compressor and enforce a minimum compressor off time when a fault occurs. It also limits the number of retries and locks out the compressor if it exceeds the maximum number of allowed faults. The Compressor Protection Module sequence is intended to help with the start up of units with microchannel coils and prevent nuisance lockouts when the coil is cold. |  |
| ASM07274    | <b>Defrost Controller</b><br>The Defrost Controller is used to manage the defrost cycle on a unit without AAON controls. This controller manages the timing and duration of the defrost cycle and allows for time interval configuration between each defrost cycle.  |  |
| ASM01873    | <b>E-BUS 12 Relay Expansion Module</b><br>The E-BUS 12 Relay Expansion Module provides an additional 12 Relay Outputs to either the VCCX2 and VCCX-IP series controllers or the VCB-X controllers. The module connects to the controllers using the included E-BUS cable.   |  |

# AAON CONTROLS 2025 PARTS PRICING

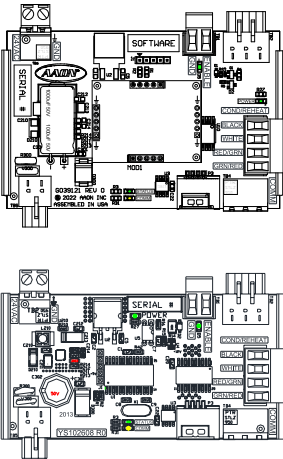
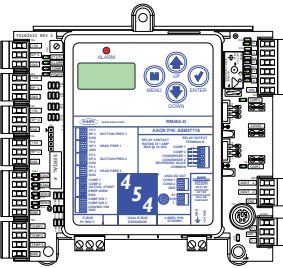
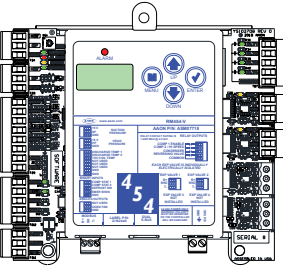
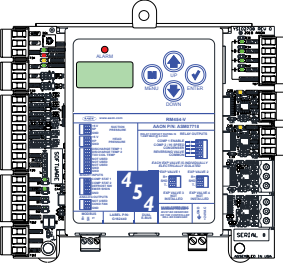
| Part Number | Unit Controllers and Modules   |   |
|-------------|--|---|
|             | Description  |   |
| ASM01868    | <p><b>General Purpose Controller (GPC-XP)</b></p> <p>The GPC-XP is used for controlling equipment or processes that cannot be controlled using a standard HVAC unit controller. Prism 2 software is required to interface with the GPC-XP Controller.</p> <p>The GPC-XP Controller provides the flexibility to control, schedule and/or monitor equipment such as pumps, unit heaters, exhaust fans, motorized louvers, and lighting.</p> <p><b>Features</b></p> <ul style="list-style-type: none"> <li>• On-board CommLink</li> <li>• Customizable</li> <li>• Weekly schedules</li> <li>• 8 Analog Inputs - 10k Type III thermistor, 4-20mA, 0-5 VDC, 0-10 VDC</li> <li>• 4 Analog Outputs - 0-10 VDC</li> <li>• 8 Binary Inputs</li> <li>• 8 Relay Outputs</li> <li>• High/Low/Average calculations of Analog Inputs</li> <li>• Broadcasting values to other controllers</li> <li>• Lead/Lag function</li> </ul> |    |
| ASM01670    | <p><b>MHGRV-X Module</b></p> <p>The MHGRV-X Module controls a Modulating Hot Gas Reheat Valve to maintain a desired Supply Air Temperature and Dehumidification Setpoint. The MHGRV-X Module connects to the VCB-X and with VCCX2 and VCCX-IP series controllers via an included E-BUS cable.</p>  |   |
| ASM06926    | <p><b>MHGRVX-A2 Controller</b></p> <p>The MHGRVX-A2 is designed to control a Modulating Hot Gas Reheat Valve to maintain a desired Supply Air Temperature Setpoint. Option for different power supplies.</p> <p>The MHGRVX-A2 can be used as a stand-alone module or can be used in conjunction with an AAON unit controller with E-BUS capability. In addition, up to seven Reheat Expansion Modules can be connected to the MHGRVX-A2 and to each other for additional reheat valve control.</p> <p>The MHGRVX-A2 connects to an AAON unit controller or expansion module via an E-BUS cable.</p>  |  |
| ASM01668    | <p><b>MODGAS-X Module</b></p> <p>The MODGAS-X Module modulates up to two gas valves to maintain a desired Discharge Air Temperature. It also controls the speed of the induced draft fan to maintain proper combustion in the heat exchanger. The MODGAS-X Module connects to the VCB-X and with VCCX2 and VCCX-IP series controllers via an included E-BUS cable.</p>   |  |

# AAON CONTROLS 2025 PARTS PRICING

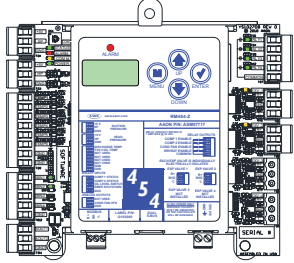
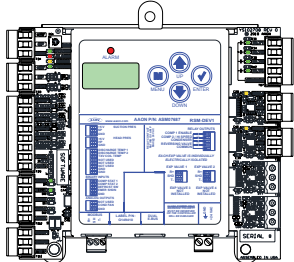
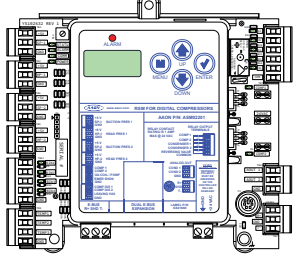
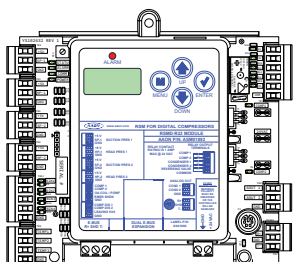
| Part Number | Unit Controllers and Modules   |   |
|-------------|--|---|
|             | Description  |   |
| ASM01695    | <p><b>MODGAS-XWR2 Module</b></p> <p>The MODGAS-XWR2 Module is used in units with White Rogers gas valves. It modulates up to two gas valves to maintain a desired Discharge Air Temperature. It also controls the speed of the induced draft fan to maintain proper combustion in the heat exchanger. The MODGAS-XWR2 Module connects to the VCB-X and with VCCX2 and VCCX-IP series controllers via an included E-BUS cable.</p>  |    |
| ASM02907    | <p><b>Motor Speed Controller - 240V</b></p> <p>The Motor Speed Controller is designed to control the speed of alternating current (AC) induction motors in combustion air blowers.</p> <p>The Motor Speed Controller is used with blower motors with Hall effect tachometer sensors included to help facilitate blower speed control.</p>  |    |
| ASM02908    | <p><b>Motor Speed Controller - 480V</b></p> <p>The Motor Speed Controller is designed to control the speed of alternating current (AC) induction motors in combustion air blowers.</p> <p>The Motor Speed Controller is used with blower motors with Hall effect tachometer sensors included to help facilitate blower speed control.</p>  |   |
| ASM01688    | <p><b>PREHEAT-X Module</b></p> <p>The PREHEAT-X Module is designed to control fixed stages of Preheat and optional modulating Preheat to maintain a desired Preheat Leaving Air Temperature Setpoint. It can be used as a communicating module in conjunction with the VCB-X and with VCCX2 and VCCX-IP series controllers or as a stand-alone module.</p> <p>The PREHEAT-X Module is limited to a 35°F Leaving Air Temperature Setpoint. The module contains a 2 x 8 LCD character display and 4 buttons that allow status display, setpoint changes, and configuration changes.</p> <p>Connects to the unit controller with an E-BUS cable (supplied separately).</p>  |  |
| ASM01689    | <p><b>PREHEAT-X-EXT Module</b></p> <p>The PREHEAT-X-EXT Module is designed to control fixed stages of Preheat and optional modulating Preheat to maintain a desired Preheat Leaving Air Temperature Setpoint. It can be used as a communicating module in conjunction with the VCB-X and with VCCX2 and VCCX-IP series controllers or as a stand-alone module.</p> <p>The PREHEAT-X-EXT Module has an extended Leaving Air Temperature Setpoint range down to 0°F. Use of this module on any given unit should be reviewed by AAON applications team.</p> <p>The Module contains a 2 x 8 LCD character display and 4 buttons that allow status display, setpoint changes, and configuration changes.</p> <p>Connects to the unit controller with an E-BUS cable (supplied separately).</p> |  |



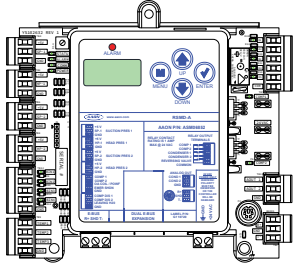
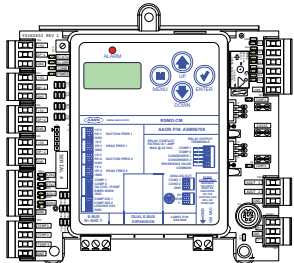
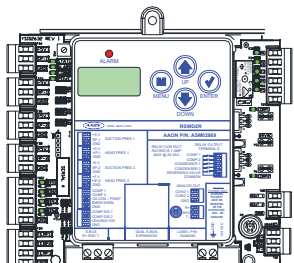
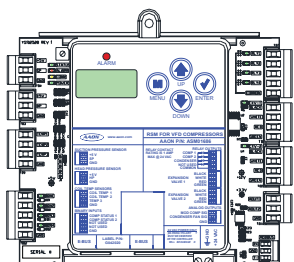

# AAON CONTROLS 2025 PARTS PRICING

| Part Number | Unit Controllers and Modules  |   |
|-------------|---|---|
|             | Description   |   |
| ASM01687    | <p><b>Reheat Expansion Module</b></p> <p>Includes: Snap track mounting base</p> <p>The Reheat Expansion Module connects to the MHGRV-X Module via an included E-BUS cable and allows control of multiple sets of valves.</p>  |    |
| ASM07716    | <p><b>RM454 Controller – D Module (RM454-D)</b></p> <p><b>Used on units with R454.</b></p> <p>The RM454-D does not operate as a stand-alone controller and must be used with a VCCX-454 Controller. The RM454-D monitors and controls one or two refrigeration circuits.</p> <p>The module is designed for R454 Refrigerant. Up to 4 RM454-D's can be connected. There are 2 E-BUS ports for communication with the VCCX-454 and other E-BUS devices.</p> <p>The RM454-D provides a 2 x 8 LCD character display and 4 buttons that allow for status of system operation, system setpoints, system configurations, sensors, and alarms and to change the module's address, if necessary. RM-454's are required in applications with digital compressors, head pressure control, dehumidification, or heat pumps.</p> |   |
| ASM07719    | <p><b>RM454 Controller – SC Monitor (RM454-SC)</b></p> <p><b>Used on units with R454.</b></p> <p>The Subcool Monitor Module is optional. It is used to read the Liquid Line Temperature sensors to calculate the subcooling.</p> <p>One or two subcool monitor modules can be connected depending on the size of the system.</p>  |  |
| ASM07718    | <p><b>RM454 Controller – V Module (RM454-V)</b></p> <p><b>Used on units with R454.</b></p> <p>The RM454-V does not operate as a stand-alone controller and must be used with a VCCX-454 Controller. Up to 4 RM454-V's can be connected.</p> <p>The RM454-V is used with VFD compressors with Independent Electronic Expansion Valve (EXV) to control and monitor the refrigeration circuits of the AAON unit. There are 2 E-BUS ports for communication with the VCCX-454 and other E-BUS devices.</p> <p>The RM454-V provides a 2 x 8 LCD character display and 4 buttons that allow for status of system operation, system setpoints, system configurations, sensors, and alarms and to change the module's address, if necessary.</p>  |  |

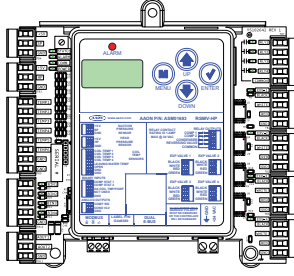
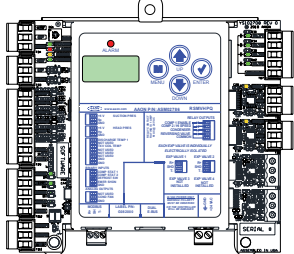
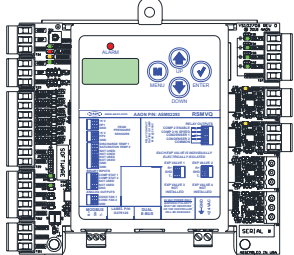
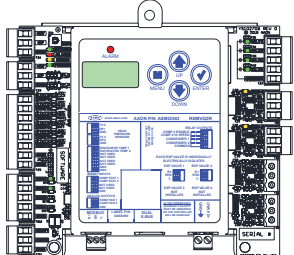
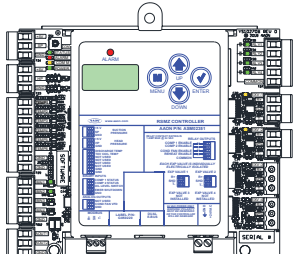
# AAON CONTROLS 2025 PARTS PRICING

| Part Number | Unit Controllers and Modules   |   |
|-------------|--|---|
|             | Description  |   |
| ASM07717    | <p><b>RM454 Controller – Z Module (RM454-Z)</b></p> <p><b>Used on units with R454.</b></p> <p>The RM454-Z does not operate as a stand-alone controller and must be used with a VCCX-454 Controller. The RM454-Z monitors and controls one refrigeration circuit.</p> <p>The module is designed for R454 Refrigerant. The RM454-Z is used on RZ units and RN-E with Danfoss compressors. 3 or 6 RM454-Z's can be connected depending on the size of the system. There are 2 E-BUS ports for communication with the VCCX-454 and other E-BUS devices.</p> <p>The RM454-Z provides a 2 x 8 LCD character display and 4 buttons that allow for status of system operation, system setpoints, system configurations, sensors, and alarms and to change the module's address, if necessary.</p>  |    |
| ASM07687    | <p><b>RSM Module – DEV1</b></p> <p><b>Used on units with R410-A</b></p> <p>The Refrigerant System Module for VFD compressors with Independent Electronic Expansion Valve (EXV) monitors and controls the refrigeration circuits of the AAON unit. It connects to DMQ Universal SuperHeat Controller (USHC) or Sporlan S3C Superheat Controller and is used in conjunction with VCCX2 and VCCX-IP series controllers.</p>   |    |
| ASM02201    | <p><b>Refrigerant System Module for Digital Compressors (RSMD)</b></p> <p><b>Used on units with R410-A</b></p> <p>The RSMD does not stand alone and must be used with VCCX2 and VCCX-IP series controllers. The RSMD monitors and controls one or two refrigeration circuits of the HVAC unit. The module is designed for R410-A refrigerant. Up to 4 RSMD's can be connected. There are 2 E-BUS ports for communication with the VCCX2 and VCCX-IP series controllers and other E-BUS devices.</p> <p>The RSMD provides a 2 x 8 LCD character display and 4 buttons that allow for status of system operation, system setpoints, system configurations, sensors, and alarms and to change the module's address, if necessary.</p> <p>RSMD's are required in applications with digital compressors, head pressure control, dehumidification, or heat pump.</p> |   |
| ASM01893    | <p><b>Refrigerant System Module for Digital Compressors – R22 (RSMD-R22)</b></p> <p><b>Used on units with R22 refrigerant</b></p> <p>The RSMD does not stand alone and must be used with VCCX2 and VCCX-IP series controllers. The RSMD monitors and controls one or two refrigeration circuits of the HVAC unit. The module is designed for R22 refrigerant. Up to 4 RSMD's can be connected. There are 2 E-BUS ports for communication with the VCCX2 and other E-BUS devices.</p> <p>The RSMD provides a 2 x 8 LCD character display and four buttons that allow for status of system operation, system setpoints, system configurations, sensors, and alarms and to change the module's address, if necessary.</p> <p>RSMD's are required in applications with digital compressors, head pressure control, dehumidification, or heat pump.</p>             |  |

# AAON CONTROLS 2025 PARTS PRICING

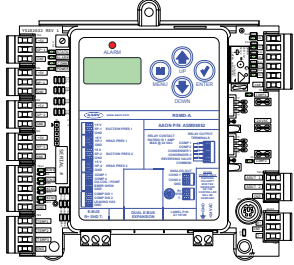
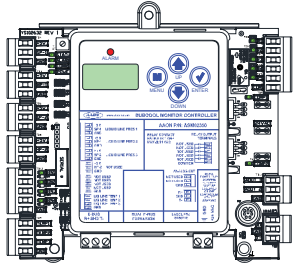
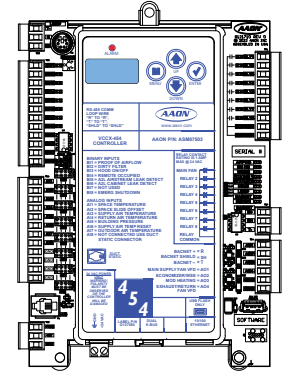
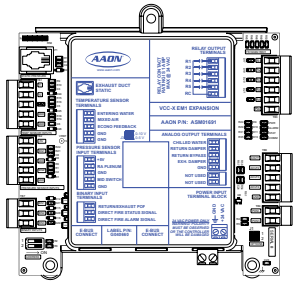
| Part Number | Unit Controllers and Modules  |   |
|-------------|---|---|
|             | Description   |   |
| ASM06852    | <p><b>RSMD-A Module</b></p> <p><b>Used on units with R410-A</b></p> <p>The RSMD-A does not operate as a standalone controller and must be used with VCCX2 and VCCX-IP series controllers. The RSMD-A monitors and controls one refrigeration circuit with up to two compressors and one condenser.</p> <p>Up to 2 RSMD-A's can be connected depending on the size of the system. There are 2 E-BUS ports for communication with VCCX2 and VCCX-IP series controllers and other E-BUS devices.</p> <p>The RSMD-A provides a 2 x 8 LCD character display and 4 buttons that allow for status of system operation, system setpoints, system configurations, sensors, and alarms and to change the module's address, if necessary.</p>  |    |
| ASM06709    | <p><b>Refrigerant System Module for Digital Compressors – CM Cond Fan</b></p> <p><b>Used on units with R410-A</b></p> <p>The Refrigerant System Module for Digital Compressors with Condenser Fans with Microchannel Coils (RSMD-CM) can monitor and control up to two compressors and condensers. The compressors can be in either a tandem or non-tandem configuration. The module is designed for R410-A refrigerant.</p>  |    |
| ASM02869    | <p><b>Refrigerant System Module for Digital Compressors-with 2nd circuit reheat (RSMD2R)</b></p> <p><b>Used on units with R410-A</b></p> <p>The RSMD2R can monitor and control up to two compressors and condensers. The compressors can only be in non-tandem configuration. The module is designed for R410-A refrigerant.</p>  |   |
| ASM01686    | <p><b>Refrigerant System Module for VFD Compressors (RSMV)</b></p> <p><b>Used on units with R410-A</b></p> <p>Includes: E-BUS cable</p> <p>The RSMV does not stand alone and must be used with VCCX2 and VCCX-IP series controllers. The RSMV monitors and controls one tandem refrigeration circuit of the HVAC unit. The module is designed for R410-A refrigerant. Up to 4 RSMV's can be connected. There are two E-BUS ports for communication with VCCX2 and VCCX-IP series controllers and other E-BUS devices.</p> <p>The RSMV provides a 2 x 8 LCD character display and 4 buttons that allow for status of system operation, system setpoints, system configurations, sensors, and alarms and to change the module's address, if necessary. RSMV's are required in applications with VFD compressors, head pressure control, dehumidification, or heat pump.</p> |  |
| ASM02627    | <p><b>RSMV Controller without EXV Control</b></p> <p><b>Used on units with R410-A</b></p> <p>The Refrigerant System Module for VFD compressors without EXV Superheat Control monitors and controls two refrigeration circuits of the AAON unit. It is used with VCCX2 and VCCX-IP series controllers.</p>   |  |

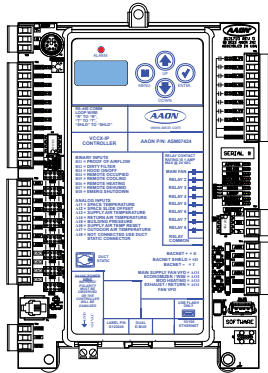
# AAON CONTROLS 2025 PARTS PRICING

| Part Number | Unit Controllers and Modules   |   |
|-------------|--|---|
|             | Description  |   |
| ASM01693    | <p><b>Refrigerant System Module for VFD Compressors - Heat Pump (RSMV-HP)</b><br/><b>Used on units with R410-A</b></p> <p>The RSMV-HP does not stand alone and must be used with VCCX2 and VCCX-IP series controllers. The RSMV-HP monitors and controls one tandem refrigeration circuit of the HVAC heat pump unit. The module is designed for R410-A refrigerant. Up to 4 RSMV-HP's can be connected. There are 2 E-BUS ports for communication with VCCX2 and VCCX-IP series controllers and other E-BUS devices.</p> <p>The RSMV-HP provides a 2 x 8 LCD character display and 4 buttons that allow for status of system operation, system setpoints, system configurations, sensors, and alarms and to change the module's address, if necessary.</p> <p>RSMV-HP's are required in applications with VFD compressors, head pressure control, dehumidification, or heat pump.</p> |    |
| ASM02786    | <p><b>RSMVHPQ Controller</b><br/><b>Used on units with R410-A</b></p> <p>The Refrigerant System Module for VFD compressors with DMQ Superheat Control monitors and controls two refrigeration circuits of the AAON unit. It is used in conjunction with VCCX2 and VCCX-IP series controllers. It connects to the DMQ Universal SuperHeat Controller or Sporlan S3C Superheat controller.</p>   |    |
| ASM02293    | <p><b>RSMVQ</b><br/><b>Used on units with R410-A</b></p> <p>The Refrigerant System Module for VFD compressors with the DMQ Superheat Control monitors and controls two refrigeration's circuits of the AAON unit. It is used in conjunction with VCCX2 and VCCX-IP series controllers.</p>   |  |
| ASM02652    | <p><b>RSMVQ2R</b><br/><b>Used on units with R410-A</b></p> <p>The Refrigerant System Module (RSM) for VFD compressors with DMQ® Superheat Control and second circuit reheat (RSMVQ2R) monitors and controls two refrigeration circuits of the AAON unit. It is used in conjunction with VCCX2 and VCCX-IP series controllers.</p>  |  |
| ASM02351    | <p><b>RSMZ Controller Module</b><br/><b>Used on units with R410-A</b></p> <p>The RSMZ does not operate as a stand-alone controller and must be used with VCCX2 and VCCX-IP series controllers. The RSMZ monitors and controls one refrigeration circuit.</p> <p>The RSMZ is used on RZ units and RN-E ones with Danfoss compressors. 3 or 6 RSMZ's can be connected depending on the size of the system. There are 2 E-BUS ports for communication with VCCX2 and VCCX-IP series controllers and other E-BUS devices.</p> <p>The RSMZ provides a 2 x 8 LCD character display and 4 buttons that allow for status of system operation, system setpoints, system configurations, sensors, and alarms and to change the module's address, if necessary.</p>   |  |



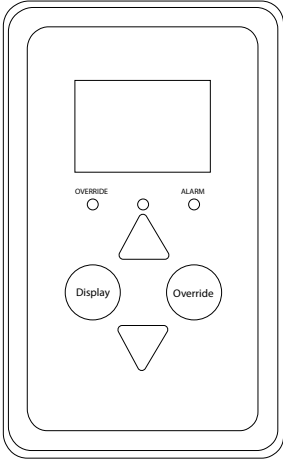
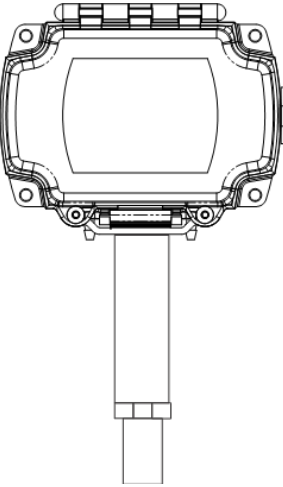
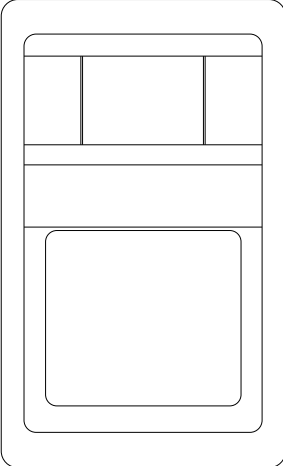
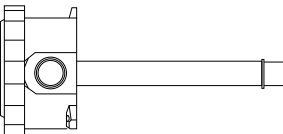
# AAON CONTROLS 2025 PARTS PRICING

| Part Number | Unit Controllers and Modules   |   |
|-------------|--|---|
|             | Description  |   |
| ASM07491    | <p><b>RSMZ Controller-2500</b></p> <p><b>Used on units with R410-A</b></p> <p>The RSMZ does not operate as a stand-alone controller and must be used with VCCX2 and VCCX-IP series controllers. The RSMZ monitors and controls one refrigeration circuit.</p> <p>The RSMZ is used on RZ units and RN-E with Danfoss compressors with specifically the 2500 Step Sporlan Valves. 3 or 6 RSMZ's can be connected depending on the size of the system. There are 2 E-BUS ports for communication used with VCCX2 and VCCX-IP series controllers and other E-BUS devices.</p> <p>The RSMZ provides a 2 x 8 LCD character display and 4 buttons that allow for status of system operation, system setpoints, system configurations, sensors, and alarms and to change the module's address, if necessary.</p> |    |
| ASM02350    | <p><b>Subcool Monitor Module</b></p> <p>The Subcool Monitor Module is optional. It is used to read the Liquid Line Temperature sensors to calculate the subcooling. One or two subcool monitor controller modules can be connected depending on the size of the system.</p>  |    |
| ASM07503    | <p><b>VCCX-454</b></p> <p><b>Used on units with R454.</b></p> <p>Used for Constant Volume, VAV, Single Zone VAV, MUA, Space Temperature Control of High Percentage of Outdoor Air and DOAS Applications. Air to Air and Water Source Heat Pump operations can also be configured.</p> <p>It also has on board BACnet® MS/TP and BACnet® IP. The Controller contains 2 x 8 LCD Character display and four buttons that allow for status and alarm display as well as BACnet® configuration</p>  |   |
| ASM01691    | <p><b>VCC-X EM1 Expansion Module</b></p> <p><b>Features</b></p> <ul style="list-style-type: none"> <li>• Title 24 (FDD) Economizer Feedback</li> <li>• Modulating Chilled Water control</li> <li>• 3 analog outputs for controlling a Return Air Bypass Damper and a Return Damper in Return Air Bypass applications</li> <li>• 5 configurable relay outputs</li> <li>• Return/Exhaust fan proof of flow</li> </ul> <p>It connects with an included E-BUS cable to the VCCX series controller</p>  |  |

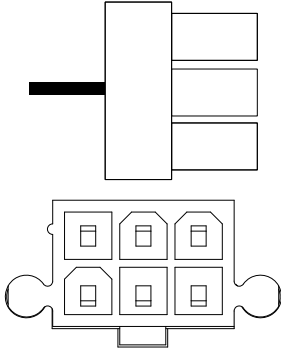
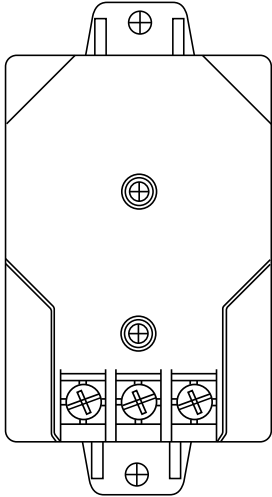
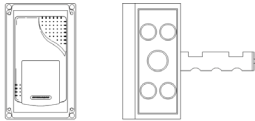
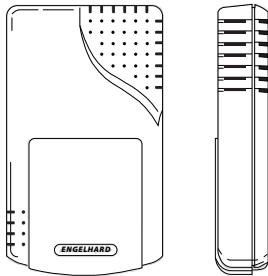
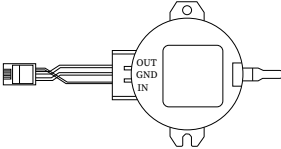
| Part Number | Unit Controllers and Modules  |   |
|-------------|---|---|
|             | Description   |   |
| ASM07424    | <p><b>VCCX-IP Controller</b></p> <p><b>Used on units with R410-A</b></p> <p>Used for Constant Volume, VAV, Single Zone VAV, MUA, Space Temperature Control of High Percentage Outdoor Air, and DOAS applications. Air to Air and Water Source Heat Pump operations can be configured.</p> <p>It also has on-board BACnet® MS/TP and BACnet® IP.</p> <p>The Controller contains a 2 x 8 LCD character display and four buttons that allow for status and alarm display as well as BACnet® configuration.</p> |  |

## Sensors

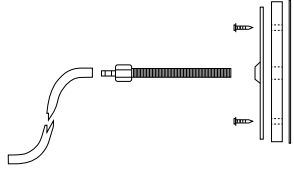
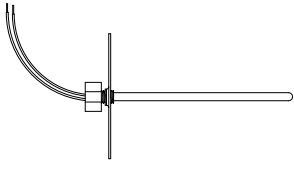
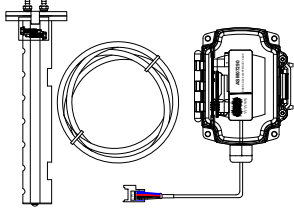
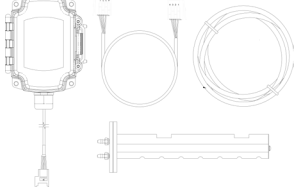
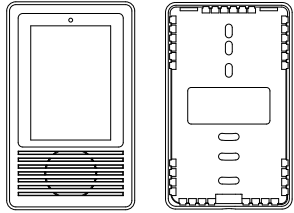
# AAON CONTROLS 2025 PARTS PRICING

| Part Number | Sensors  |   |
|-------------|--|---|
|             | Description  |   |
| ASM06721    | <p><b>1.5% E-BUS Temperature and Humidity Sensor with LCD Display</b></p> <p>E-BUS communicating Room Temperature &amp; Humidity Sensor with LCD for display of certain status, setpoints, and buttons for setpoint adjustment and override. Requires an E-BUS cable, sold separately.</p> |    |
| ASM01647    | <p><b>3% Outdoor Air Relative Humidity Sensor 0-5 VDC Output</b></p> <p>0-5 VDC, Outdoor Air Relative Humidity Transmitter mounted in a weatherproof, enclosure only.</p> <p>Used for outdoor air humidity sensing applications. Can be used with GPC-XP and BGC Controller.</p>           |   |
| ASM01646    | <p><b>3% Room Mounted Relative Humidity Sensor 0-5 VDC Output</b></p> <p>The sensor is 0-5 VDC, Room Mounted Relative Humidity Sensor only</p> <p>Used for room air humidity sensing applications. Can be used with GPC-XP and BGC Controller.</p>   |  |
| ASM01835    | <p><b>3% Return Air Relative Humidity Sensor 0-5 VDC Output</b></p> <p>0-5 VDC, Return Air Relative Humidity Sensor mounted in a weatherproof, handy box only.</p> <p>Used for return air humidity sensing applications. Can be used with GPC-XP and BGC Controller.</p>                   |  |

# AAON CONTROLS 2025 PARTS PRICING

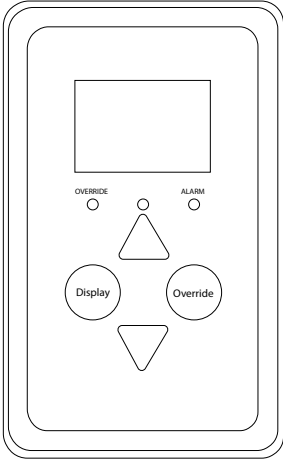
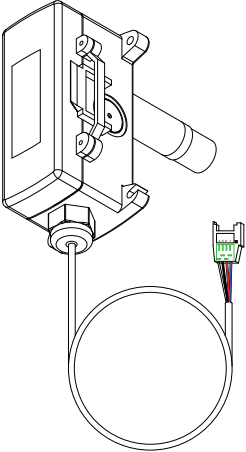
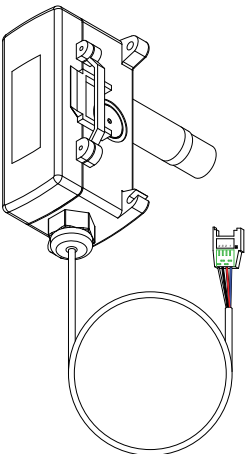
| Part Number | Sensors   |   |
|-------------|---|---|
|             | Description   |   |
| G145190     | <b>A2L Leak Detection Sensor Plug</b><br>Includes: 1 Sensor Plug. Used on the A2L Mitigation Board to fill an open A2L Leak Detection Sensor Port.  |    |
| ASM01832    | <b>Building Static Pressure Sensor</b><br>The Building Static Pressure Sensor is -0.25 to +0.25 W.C., 0-5 VDC, and requires a 24 VAC/VDC power supply. Connects via 3-conductor field wiring.   |   |
| ASM02236    | <b>CO<sub>2</sub> Sensor – Return Air</b><br>Includes: 20-30 VAC Power Input, 0-10 VDC or 4-20 mA output, and CO <sub>2</sub> Sensor for return air duct mounting with aspiration box. Accuracy of 20 PPM at 78°F.<br><br>Can be used with GPC-XP and BGC Controller. |  |
| ASM02237    | <b>CO<sub>2</sub> Sensor – Wall Mount</b><br>Includes: 20-30 VAC Power Input, 0-10 VDC or 4-20 mA output, and CO <sub>2</sub> Sensor for wall mounting. Accuracy of 20 PPM at 78°F.<br><br>Can be used with GPC-XP and BGC Controller.                                |  |
| ASM01640    | <b>Duct Static Pressure Sensor</b><br>The Duct Static Pressure Sensor is 0-5 inch W.C., 0-5 VDC and is connected to controller via integral "RJ" connector.   |  |

# AAON CONTROLS 2025 PARTS PRICING

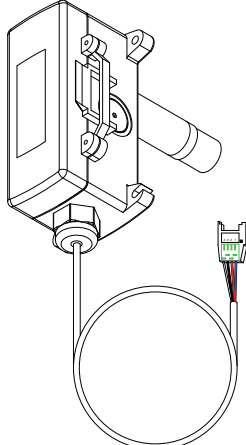
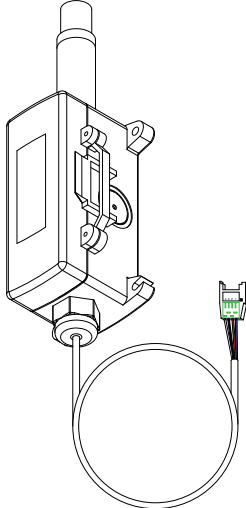
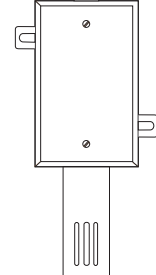
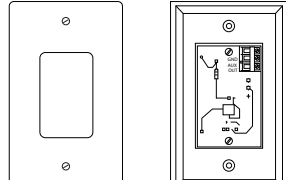
| Part Number | Sensors   |   |
|-------------|---|---|
|             | Description   |   |
| ASM02242    | <p>Duct Static Pressure Pick-up Tube Kit</p> <p>Includes: Duct Static Pressure Pick-up Tube, 1 ft. length of FRP tubing, gasketed mounting bracket, and screws.</p> <p>Used with Duct Static Pressure Sensor.</p>   |    |
| G051240     | <p>Duct Temperature Sensor – 6 inch Duct Temperature Sensor</p> <p>Includes: Mounting hardware</p> <p>10k Ohm type III thermistor. Used for supply or return air temperature sensing applications.</p>  |    |
| G051250     | <p>Duct Temperature Sensor – 12 inch Duct Temperature Sensor</p> <p>Includes: Mounting hardware</p> <p>10k Ohm type III thermistor. Used for supply or return air temperature sensing applications.</p>   |   |
| ASM07290    | <p>E-BUS CO<sub>2</sub> Duct Sensor – 0-5000 PPM</p> <p>CO<sub>2</sub> Duct Sensor used in Direct Fire applications.</p>  |   |
| ASM01831    | <p>E-BUS CO<sub>2</sub> Sensor – Duct Mounted with Remote Pickup Tube</p> <p>Includes: Integral Aspiration Box, Airflow Pickup Tube, 10 ft. of 1/4 inch tubing, and 10 ft. E-BUS cable. Used with the VCCX2 and VCB-X Controllers for Return Air CO<sub>2</sub> sensing applications.</p>                           |  |
| ASM01829    | <p>E-BUS CO<sub>2</sub> Sensor – Wall Mounted</p> <p>Used with the VCCX2 and VCB-X Controllers for CO<sub>2</sub> sensing applications where wall mounting in the space is desired. Connects to controller with E-BUS cable of required length. Cable sold separately. See page 26 for available cable lengths.</p> |  |



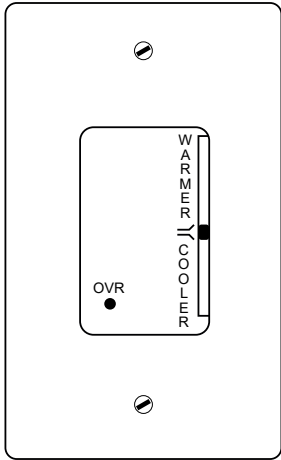
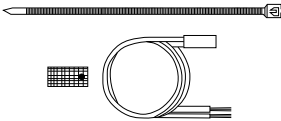
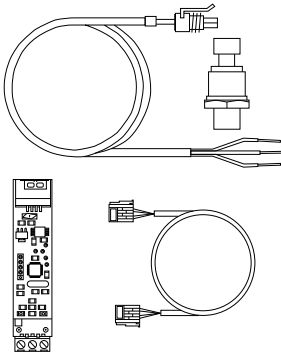
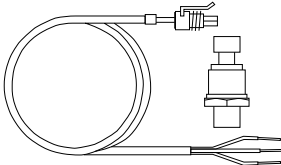
# AAON CONTROLS 2025 PARTS PRICING

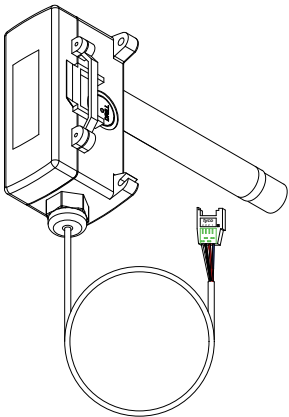
| Part Number | Sensors  |   |
|-------------|--|---|
|             | Description  |   |
| ASM01820    | <b>E-BUS Digital Room Temperature &amp; Humidity Sensor</b><br>E-BUS communicating Room Temperature and Humidity Sensor with LCD for display of certain status and setpoints and buttons for setpoint adjustment and override.   |    |
| ASM02221    | <b>E-BUS Digital Room Temperature &amp; Humidity Sensor (No LCD Display)</b><br>The E-BUS Digital Room Temp & Humidity Sensor without display has no LCD Display or buttons.<br><br>All models are used with the VCCX2 and VCB-X Controllers and require an E-BUS cable, sold separately. <a href="#">See page 26 for available cable lengths.</a>   |   |
| ASM07527    | <b>E-BUS Remote Space Temperature &amp; Return Heat (with LCD Display)</b><br>E-BUS communicating display of the current space temperature that the VCCX is configured to read. This display has no sensing functionality. Equipped with an LCD display with buttons for override and setpoint adjust.   |   |
| ASM01836    | <b>E-BUS Horizontal Outdoor Air Temperature &amp; Humidity Sensor</b><br>Includes: Plastic weatherproof enclosure with attached 3 ft. pigtail with female E-BUS connector and an additional 25 ft. standard E-BUS cable.<br><br>If a longer E-BUS cable is required, it must be ordered separately. <a href="#">See page 26 for available cable lengths.</a> Connects to VCCX2 or VCB-X Controller or E-BUS Adapter Hub. |   |
| ASM02352    | <b>E-BUS Supply Air Temperature and Humidity Sensor</b><br>Includes: Plastic weatherproof enclosure with attached 3 ft. pigtail with female E-BUS connector and an additional 25 ft. standard E-BUS cable.<br><br>If a longer E-BUS cable is required, it must be ordered separately. <a href="#">See page 26 for available cable lengths.</a> Connects to VCCX2 or VCB-X Controller or E-BUS Adapter Hub.               |  |

# AAON CONTROLS 2025 PARTS PRICING

| Part Number | Sensors   |   |
|-------------|---|---|
|             | Description   |   |
| ASM01840    | <p><b>E-BUS Return Air Temperature &amp; Humidity Sensor</b></p> <p>Includes: Plastic weatherproof enclosure with attached 3 ft. pigtail with female E-BUS connector.</p> <p>If a longer E-BUS cable is required, it must be ordered separately. See page 26 for available cable lengths. Connects to VCCX2 or VCB-X Controller or E-BUS Adapter Hub.</p>           |    |
| ASM01838    | <p><b>E-BUS Vertical Outdoor Air Temperature &amp; Humidity Sensor</b></p> <p>Includes: Plastic weatherproof enclosure with attached 3 ft. pigtail with female E-BUS connector.</p> <p>If a longer E-BUS cable is required, it must be ordered separately. See page 26 for available cable lengths. Connects to VCCX2 or VCB-X Controller or E-BUS Adapter Hub.</p> |   |
| G042230     | <p><b>Outside Air Sensor</b></p>  |  |
| ASM02227    | <p><b>Standard Room Sensor – Plain</b></p> <p>Standard Room Sensor. Connects to controller via 2-conductor field wiring.</p>  |  |

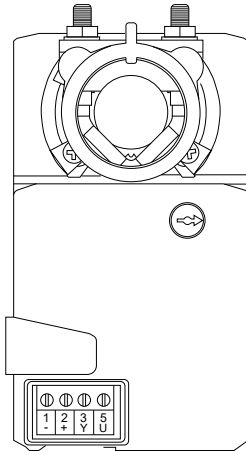
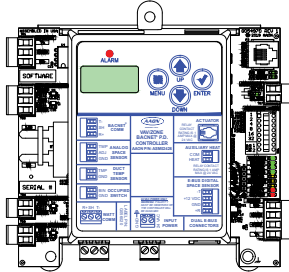
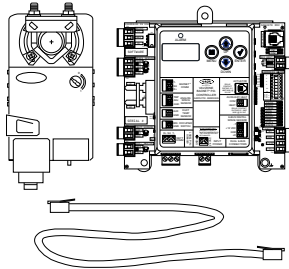
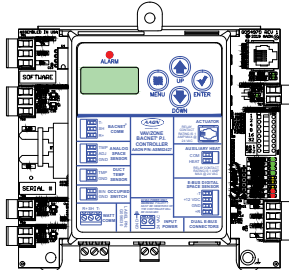
# AAON CONTROLS 2025 PARTS PRICING

| Part Number | Sensors  |   |
|-------------|--|---|
|             | Description  |   |
| ASM01643    | <p><b>Standard Room Sensor with Override and Slide Adjust</b></p> <p>Standard Room Sensor with Override Button and Slide Adjust. Connects to controller via 3-conductor field wiring.</p>  |    |
| ASM01624    | <p><b>Strap-on Temperature Sensor Kit</b></p> <p>Includes: 10k Ohm Type III thermistor, Strap-on Temperature Sensor, two wire thermal mastic, and plastic mounting strap.</p> <p>Used for water temperature sensing applications.</p>  |    |
| ASM01845    | <p><b>VCB-X Suction Pressure Transducer Kit with E-BUS Adapter</b></p> <p>Includes: Suction Pressure Transducer, modular cable with a modular connector on one end and bare stripped wires on the opposite end, E-BUS Adapter, and 3 ft. E-BUS cable.</p> <p>The Suction Pressure Transducer is 0-250 psi and is used to monitor refrigerant suction line pressure of a DX cooling coil. The Suction Pressure Transducer has a 1/4 inch SAE flare connection for connection to the refrigerant suction line.</p> |   |
| ASM02771    | <p><b>VCCX2 Suction Pressure Transducer</b></p> <p>Includes: Modular cable</p> <p>The cable is supplied with a modular connector on one end and bare stripped wires on the opposite end. The Suction Pressure Transducer is 0-250 psi and is used to monitor refrigerant suction line pressure of a DX cooling coil. The Suction Pressure Transducer has a 1/4 inch SAE flare connection for connection to the refrigerant suction line.</p>   |  |

| Part Number | Sensors  |   |
|-------------|--|---|
|             | Description  |   |
| ASM07413    | <p>Supply Air Temperature and Humidity Sensor</p> <p>E-BUS communicating Supply Air Temperature &amp; Humidity Sensor. Connects to a VCCX controller anywhere on the E-BUS daisy chain. Required for the DOAS sequence of operation.</p> |  |

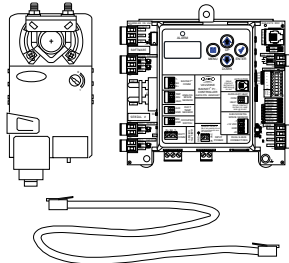
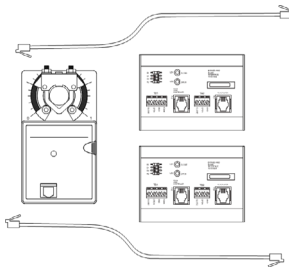
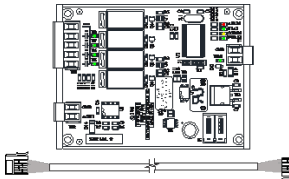
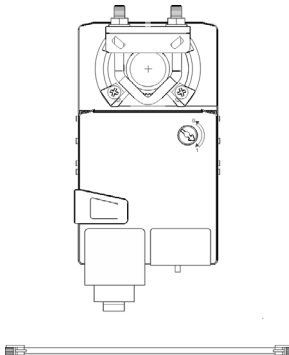
## Zone Controllers and Modules

# AAON CONTROLS 2025 PARTS PRICING

| Part Number | Zone Controllers and Modules  |   |
|-------------|---|---|
|             | Description   |   |
| G045890     | <p><b>Bypass Damper Actuator</b></p> <p>Used for control of bypass damper to maintain static pressure in a VAV/Zone system. Can be field or factory mounted. Accepts a 2-10 VDC signal.</p>   |    |
| ASM02426    | <p><b>Pressure Dependent VAV/Zone BACnet® Controller</b></p> <p>The controller has terminal block connections to connect a transformer and to daisy-chain communications between VAV/Zone BACnet® Controllers using 2-conductor shielded communication wire.</p> <p>Note: Discount when ordering a new system. Contact <a href="mailto:Parkville.sales@aaon.com">Parkville.sales@aaon.com</a> for details.</p>  |   |
| ASM02661    | <p><b>Pressure Dependent VAV/Zone BACnet® Controller Package</b></p> <p>Includes: Pressure Dependent VAV/Zone BACnet® Controller and Zone Damper Actuator with 18in modular cable.</p> <p>The Pressure Dependent VAV/Zone BACnet® Controller is designed for pressure dependent VAV box and zone damper applications. One stage of auxiliary heat is provided on the controller.</p> <p>The controller has terminal block connections to connect a transformer and to daisy-chain communications between VAV/Zone controllers using a 2-conductor shielded communication wire. The VAV/Zone Controller Expansion Module (sold separately) is also available for applications using fan terminals and/or more than one stage of electrical heat, SCR electrical heat, or modulating HW heat.</p> <p>Note: Discount when ordering a new system. Contact <a href="mailto:parkville.sales@aaon.com">parkville.sales@aaon.com</a> for details.</p> |  |
| ASM02427    | <p><b>Pressure Independent VAV/Zone BACnet® Controller</b></p> <p>The controller has terminal block connections to connect a transformer and to daisy-chain communications between VAV/Zone BACnet® Controllers using 2-conductor shielded communication wire.</p> <p>Note: Discount when ordering a new system. Contact <a href="mailto:Parkville.sales@aaon.com">Parkville.sales@aaon.com</a> for details.</p>  |  |

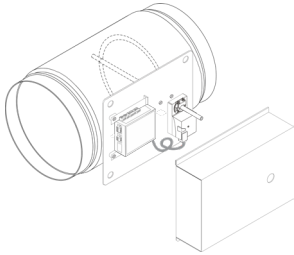


# AAON CONTROLS 2025 PARTS PRICING

| Part Number | Zone Controllers and Modules  |   |
|-------------|---|---|
|             | Description   |   |
| ASM02662    | <p><b>Pressure Independent VAV/Zone BACnet® Controller Package</b></p> <p>Includes: Pressure Independent VAV/Zone BACnet® Controller and Zone Damper Actuator with 18 inch modular cable.</p> <p>The Pressure Independent VAV/Zone BACnet® Controller is designed for pressure independent VAV box and zone damper applications.</p> <p>It is supplied with an integral airflow sensor. One stage of auxiliary heat is provided on the controller.</p> <p>The controller has terminal block connections to connect a transformer and to daisy-chain communications between VAV/Zone Controllers using 2-conductor shielded communication wire. The VAV/Zone Controller Expansion Module (sold separately) is also available for applications using fan terminals and/or more than one stage of electrical heat, SCR electric heat, or modulating HW heat.</p> <p>Note: Discount when ordering a new system. Contact <a href="mailto:parkville.sales@aaon.com">parkville.sales@aaon.com</a> for details.</p> |    |
| ASM01851    | <p><b>Slaved VAV/Zone Damper Kit</b></p> <p>Includes: Damper Actuator, two Interface Boards and modular cables for controller to actuator connection.</p> <p>Used to operate two actuators simultaneously. Refer to the VAV/Zone Controller technical guide for wiring instructions.</p>  |   |
| ASM01629    | <p><b>VAV/Zone Controller Expansion Module Includes: 18 inch E-BUS cable</b></p> <p>The Expansion Module is used in conjunction with the VAV/Zone BACnet® Controllers and allows fan and heat control of terminal units with up to three stages of electric heat, SCR electric heat, or modulating hot water heat.</p>  |  |
| ASM01846    | <p><b>Zone Damper Actuator</b></p> <p>Includes: 18 inch modular cable.</p> <p>Generally used as a replacement zone actuator. Will connect with the VAV/Zone controllers via modular cable.</p>  |  |

## Zone Dampers

# AAON CONTROLS 2025 PARTS PRICING

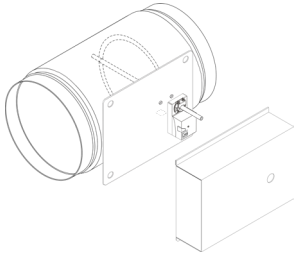
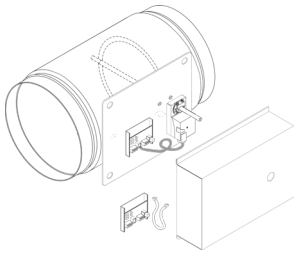
| Part Number  | Zone Dampers   |   |
|--|--|---|
|  | Description  |   |
| ASM02605<br>(6" Diameter)<br><br>ASM02606<br>(8" Diameter)<br><br>ASM02607<br>(10" Diameter)<br><br>ASM02608<br>(12" Diameter)<br><br>ASM02609<br>(14" Diameter)<br><br>ASM02610<br>(16" Diameter) | <p><b>Pressure Dependent BACnet® Round Zone Damper Assembly</b></p> <p>Includes: Pressure Dependent VAV/Zone BACnet® Controller and actuator with modular cable mounted in a sheet metal control enclosure on a round damper assembly.</p> <p>One stage of on/off heat is available on the controller. For fan control or other heat options, see the ASM01629 Module. This controller uses the Standard Room Sensor or the E-BUS Digital Room Temperature Sensor.</p>     |  |
| ASM02611<br>(6" Diameter)<br><br>ASM02612<br>(8" Diameter)<br><br>ASM02613<br>(10" Diameter)<br><br>ASM02614<br>(12" Diameter)<br><br>ASM02615<br>(14" Diameter)<br><br>ASM02616<br>(16" Diameter) | <p><b>Pressure Independent BACnet® Round Zone Damper Assembly</b></p> <p>Includes: Pressure Independent VAV/Zone BACnet® Controller and actuator with modular cable mounted in a sheet metal control enclosure on a round damper assembly.</p> <p>One stage of on/off heat is available on the controller. For fan control or other heat options, see the ASM01629 Module. This controller uses the Standard Room Sensor or the E-BUS Digital Room Temperature Sensor.</p> |   |

## NOTES:

All round dampers are non-returnable

For damper sizing information, see **"Sizing of Zone Dampers"** on page 43.

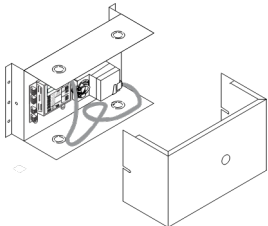
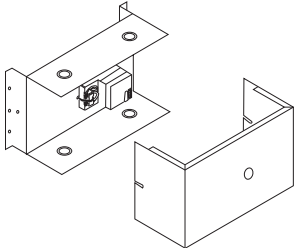
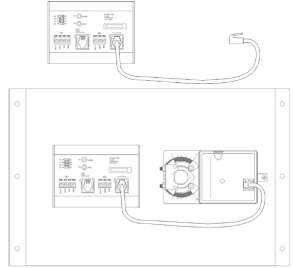
# AAON CONTROLS 2025 PARTS PRICING

| Part Number  | Zone Dampers   |  |
|--|--|--|
|  | Description  |  |
| ASM01928<br>(10" Diameter)<br><br>ASM01929<br>(12" Diameter)<br><br>ASM01930<br>(14" Diameter)<br><br>ASM01931<br>(16" Diameter)   | <b>Round Bypass Damper Assembly</b><br>Includes: Modulating damper actuator, mounted in a sheet metal control enclosure on a round damper assembly.  |   |
| ASM01932<br>(6" Diameter)<br><br>ASM01933<br>(8" Diameter)<br><br>ASM01934<br>(10" Diameter)<br><br>ASM01935<br>(12" Diameter)<br><br>ASM01936<br>(14" Diameter)<br><br>ASM01937<br>(16" Diameter) | <b>Pressure Dependent Round Slaved Zone Damper Assembly</b><br>Includes: Damper Actuator, Slave Interface Card, modular cables for controller to interface card connection, and Interface card to actuator connection, mounted in a sheet metal control enclosure on a round damper assembly. Also includes a second Slave Interface Card and modular cables shipped loose for field connection to master zone controller. |  |

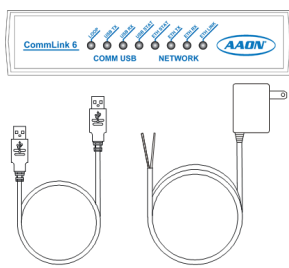
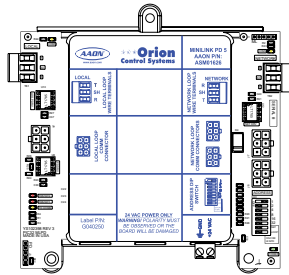
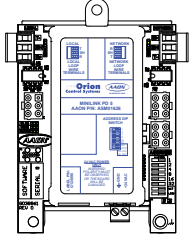
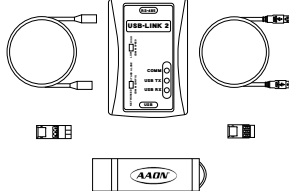
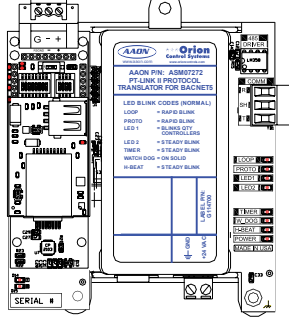
## NOTES:

All round dampers are non-returnable

For damper sizing information, see "Sizing of Zone Dampers" on page 43.

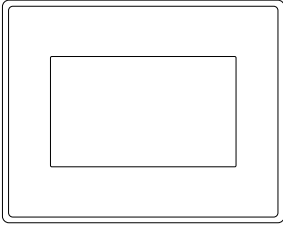
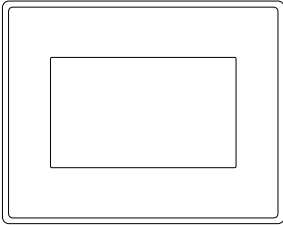
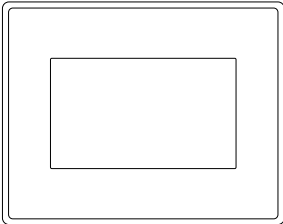
| Part Number | Zone Dampers   |  |
|-------------|--|--|
|             | Description  |  |
| ASM02653    | <p><b>Pressure Dependent BACnet® Rectangular Damper Kit</b></p> <p>Includes: Pressure Dependent VAV/Zone BACnet® Controller, actuator and 18 inch long modular cable all mounted in a sheet metal enclosure.</p> <p>One stage of on/off heat is available on the controller. for fan control or other heat options, see the ASM01629 Module. This controller uses the Standard Room Sensor or the E-BUS Digital Room Temperature Sensor.</p> |   |
| ASM02338    | <p><b>Bypass Rectangular Damper Kit</b></p> <p>Includes: Modulating damper actuator, factory mounted in a sheet metal enclosure.</p> <p>Used when a rectangular damper is to be used as a bypass damper for a zoning system.</p>   |   |
| ASM02252    | <p><b>Slaved VAV/Zone Rectangular Damper Kit</b></p> <p>Includes: Damper Actuator, two Interface Boards and modular cables for controller to actuator connection. Mounted in a metal enclosure.</p> <p>Used to operate two actuators simultaneously. Refer to the VAV/Zone Controller technical guide for wiring instructions.</p>   |  |

# AAON CONTROLS 2025 PARTS PRICING

| Part Number | Communication Devices  |   |
|-------------|--|---|
|             | Description  |   |
| ASM07420    | <p><b>CommLink 6</b></p> <p>Includes: CommLink 6, 6 ft. long USB cable, and 120/24 VAC power supply.</p> <p>The CommLink 6 connects to your control system using a USB computer connection to provide direct communication with the control system from a computer with the Prism 2 software installed.</p> <p>The CommLink 6 has a built-in IP Module which provides an Ethernet connection to the controls system from any computer with Prism 2 software that is connected to a building's LAN. It can also be configured to allow access to the control system from the Internet through your LAN (if your Ethernet firewall is configured for this option).</p> |    |
| ASM01626    | <p><b>MiniLink PD 5</b></p> <p>Used with all Orion controllers to provide network communications, zone voting, alarming, and tenant logging capabilities. A MiniLink PD 5 is required on each loop of a Networked system.</p>  | <br> |
| ASM02244    | <p><b>USB-Link 2 Kit</b></p> <p>Includes: USB-Link 2, USB cable, modular connection cable, two mini-DIN to terminal adapters, and Prism 2 software and manual on USB flash drive.</p> <p>The USB-Link 2 is a pocket-sized communications interface used to connect a laptop computer to your controls system for configuration and monitoring purposes. Requires laptop with Prism 2 software installed.</p>   |    |
| ASM07272    | <p><b>PT-Link II BACnet 5</b></p> <p>Includes: PT-Link II board complete with one communication protocol module and a 10 ft. crossover cable. Supplied mounted in plastic enclosure.</p> <p>The AAON PT-Link II (Protocol Translator) is used to provide bi-directional translation of data and information between the Orion System controllers and BACnet® 4 control protocol.</p>   |    |

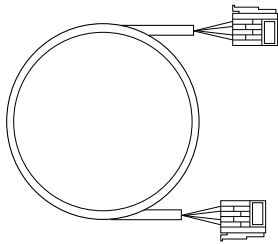
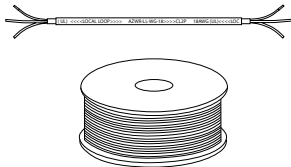
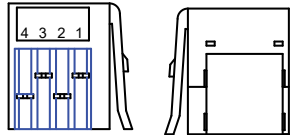
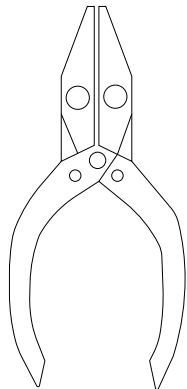


## User Interface



| Part Number | User Interfaces   |   |
|-------------|---|---|
|             | Description   |   |
| ASM01900    | <p><b>System Manager Touch Screen Limited Access</b></p> <p>The SMTS-L is an end-user interface only and allows the end user to view status points, change Space Temperature Setpoint and schedules, and view certain alarms of compatible controllers on the Orion Controls System. The SMTS-L is furnished with hardware for flush mounting into hollow drywall or surface mounting on concrete brick or plaster surfaces.</p> <p>Compatible controllers: VCCX2, VCCX-IP, VCB-X, VCM-X, VAV/ZoneControllers</p> |    |
| ASM01897    | <p><b>System Manager TS II</b></p> <p>The SMTS II is an end-user interface only and allows the end user to view status and adjust setpoints of any compatible controller on the Orion controls system. The SMTS II is furnished with hardware for flush mounting into hollow drywall or surface mounting on concrete brick or plaster surfaces.</p> <p>Compatible controllers: VCB-X, VCM-X E-BUS and VCM Controllers</p>   |   |
| ASM01898    | <p><b>System Manager TS II for the GPC-XP</b></p> <p>This System Manager is designed specifically for the GPC-XP.</p> <p>It allows the end user to view status and adjust setpoints. The package includes hardware for flush mounting into hollow drywall or surface mounting on concrete brick or plaster surfaces.</p>  |  |

User Interface

# AAON CONTROLS 2025 PARTS PRICING

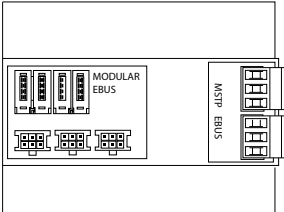
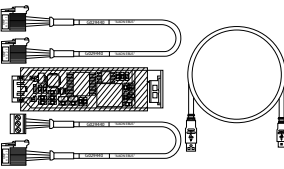
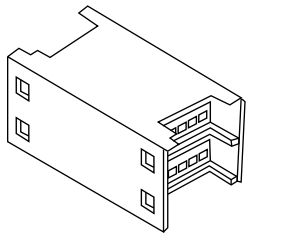
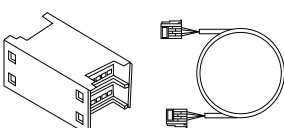
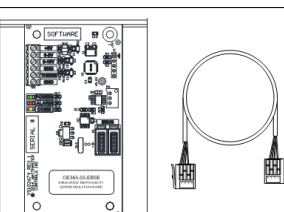
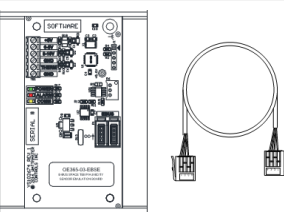
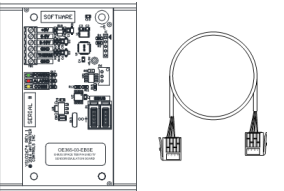
| Part Number   | Cables  |   |
|---|---|---|
|   | Description   |   |
| G029440 (1.5ft.)<br>G012870 (3 ft.)<br>G029460 (10 ft.)<br>G045270 (25 ft.)<br>G029510 (50 ft.)<br>G029530 (75 ft.)<br>G029450 (100 ft.)<br>G029470 (150 ft.)<br>V36590 (250 ft.) | <b>E-BUS Cable Assembly</b><br><br>The E-BUS cables are used to connect the VCCX2 & VCB-X Controllers to their associated expansion modules and E-BUS sensors. Premade E-BUS cables are available in the standard lengths shown.                              |    |
| G018870   | <b>Bulk E-BUS Cable</b><br><br>Includes: 1000 ft. spool<br><br>Allows field fabrication of E-BUS cables using G018890 E-BUS connectors. The E-BUS connectors can be crimped to the E-BUS cable.   |    |
| G018890   | <b>E-BUS Bulk Connector</b><br><br>Crimps to E-BUS spool cable.<br><br>Note: Must be crimped using G034180 crimp tool or equivalent 3M E-9E E-BUS crimp tool.   |    |
| G034180   | <b>E-BUS Crimp Tool</b><br><br>Parallel Jaw Pliers for crimping G018890 E-BUS connectors to G018870 E-BUS cable.  |   |
| R69330  | <b>Modular Cable for Actuator to VAV/Zone Controller</b><br><br>Used with the ASM01846 Actuator to a VAV/Zone Controller. Also used to connect expansion base boards to each other and/or to the VCM Controller.<br><br>Includes: 18 inch modular cable only. |  |
| R88450  | <b>Modular Cable for Actuator to VAV/Zone Controller</b><br><br>Used with the ASM01846 Actuator to a VAV/Zone Controller. Also used to connect expansion base boards to each other and/or to the VCM Controller.<br><br>Includes: 2 ft. modular cable only.   |  |

# AAON CONTROLS 2025 PARTS PRICING

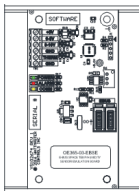
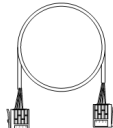
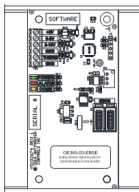
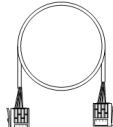
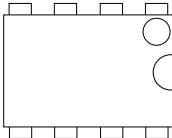
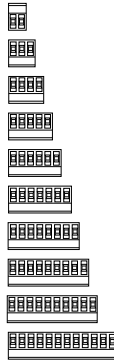

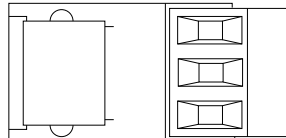

| Part Number | Cables   |   |
|-------------|--|---|
|             | Description  |   |
| G030890     | <b>Modular Cable for Modular Service Tool and USB-Link</b><br>Includes: 6 ft. modular cable with mini DIN connectors on both ends for Modular Service Tool and USB-Link. |    |
| G030980     | <b>USB Cable for USB-Link</b><br>Includes: 2 ft. USB cable.  |    |
| G030990     | <b>USB Cable for CommLink III, IV, 5, 6, or Remote Link II</b><br>Includes: 6 ft. USB cable used with CommLink III or IV or Remote Link II.                              |    |
| G034540     | <b>Power Supply for CommLink II, III, IV, 5, or 6</b><br>Includes: Plug in 120/24 VAC power supply for CommLink II, III, 5, or 6.  |   |
| G034560     | <b>Power Supply for Modular Service Tool</b><br>Includes: Plug-in 120 VAC / 5 VDC power supply for Modular Service Tool.   |  |
| G075510     | <b>Wire 22AWG BACnet® Comm Cable</b><br>Includes: 1,000 ft. spool, 18 AWG, plenum rated, 2-conductor with aluminum foil shield and drain wire. UL NEC rating CL2P/CMP.   |  |

## Accessories

# **AAON CONTROLS 2025 PARTS PRICING**

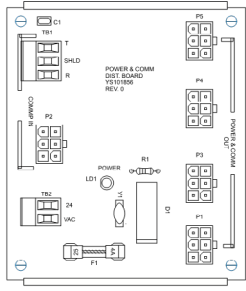
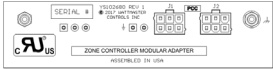
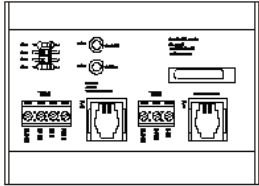
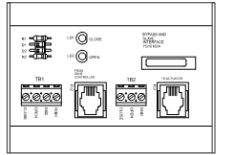
| Part Number | Accessories   |   |
|-------------|---|---|
|             | Description   |   |
| ASM01878    | <b>E-BUS Adapter Board</b><br>The E-BUS Adapter Board is used for connecting approved EBTRON® or Paragon Airflow Measurement Digital Transmitters to the VCCX2 and VCB-X controllers. The E- BUS Adapter Board connects to the VCCX2 or VCB- X Controller with a E-BUS cable, sold separately.  |    |
| ASM01979    | <b>E-BUS to USB Mini Adapter Board Kit</b><br>Includes: E-BUS to USB Mini Adapter Board, 6 ft. USB A to USB Mini-B mini cable, a 1.5 ft. E-BUS to three pin cable, and a 1.5 ft. E-BUS to E-BUS cable.<br><br>The E-BUS to USB Mini Adapter Board is an interface used to update E-BUS modules and controllers as well as the PT-Links using Prism 2 software.  |    |
| G033970     | <b>E-BUS Adapter Hub</b><br>The E-BUS Adapter Hub provides additional E-BUS ports when needed to add more E-BUS devices. An E-BUS cable is required to connect the additional devices.  |    |
| ASM01635    | <b>E-BUS Adapter Hub Kit</b><br>Includes: E-BUS Adapter Hub and 1.5 ft. E-BUS cable.<br><br>The E-BUS Adapter Hub provides additional E-BUS ports when needed to add more E-BUS devices. An additional E -BUS cable is required to connect the additional devices.  |   |
| ASM01696    | <b>E-BUS Emulator Board - Space Temperature and Humidity</b><br>Includes: 1.5 ft. E-BUS cable.<br><br>The E-BUS Emulator Board allows the use of third party analog sensors to emulate the E-BUS sensors. Both temperature and humidity sensors must be connected to the Emulator Board.<br><br>Space temperature slide adjust and override button functions are not available when using the Emulator Board. See spec sheet for details of the type of sensors that can be used. |  |
| ASM01697    | <b>E-BUS Emulator Board - Outdoor Air Temperature and Humidity</b><br>Includes: 1.5 ft. E-BUS cable.<br><br>The E-BUS Emulator Board allows the use of third party analog sensors to emulate the E-BUS sensors. Both temperature and humidity sensors must be connected to the Emulator Board. See spec sheet for details of the type of sensors that can be used.  |  |
| ASM01621    | <b>E-BUS Emulator Board - Return Air Temperature and Humidity</b><br>Includes: 1.5 ft. E-BUS cable.<br><br>The E-BUS Emulator Board allows the use of third party analog sensors to emulate the E-BUS sensors. Both temperature and humidity sensors must be connected to the Emulator Board. See spec sheet for details of the type of sensors that can be used.   |  |

# AAON CONTROLS 2025 PARTS PRICING

| Part Number  | Accessories   |   |
|--|---|---|
|  | Description   |   |
| ASM01622   | <b>E-BUS Emulator Board - Space CO<sub>2</sub></b><br>Includes: 1.5 ft. E-BUS cable.<br><br>The E-BUS Emulator Board allows the use of third party analog sensors to emulate the E-BUS sensors. See spec sheet for details of the type of sensors that can be used.   |   |
| ASM01623   | <b>E-BUS Emulator Board - Return Air CO<sub>2</sub></b><br>Includes: 1.5 ft. E-BUS cable.<br><br>The E-BUS Emulator Board allows the use of third party analog sensors to emulate the E-BUS sensors. See spec sheet for details of the type of sensors that can be used.  |   |
| ASM02215   | <b>Communication Driver Chips – Fault Tolerant</b><br>Includes: 10 driver chips.  |    |
| ASM02261<br>ASM02262<br>ASM02263<br>ASM07430<br>ASM02268<br>ASM02265<br>ASM02269<br>ASM02266<br>ASM02267<br>ASM02264 | <b>Pluggable Terminal Blocks (Screw Terminal Portion Only)</b><br>Each package includes 5 blocks.<br><br>2 Pole Terminal Block<br>3 Pole Terminal Block<br>4 Pole Terminal Block<br>5 Pole Terminal Block<br>6 Pole Terminal Block<br>7 Pole Terminal Block<br>8 Pole Terminal Block<br>9 Pole Terminal Block<br>10 Pole Terminal Block<br>12 Pole Terminal Block   |   |
| ASM01961   | <b>Modular Service Tool Adapter</b><br><br>Used for Connecting Standard DIN Cable Supplied with Modular Service Tool to Controllers without DIN connectors. Used by unplugging the controller's communications terminal block and plugging into its terminal block socket. Does not provide for communications with other controllers on the loop. For temporary communication, port connection use only. |    |
| ASM01963   | <b>USB-Link 2 Adapter</b><br><br>Used for Connecting Standard DIN cable supplied with USB-Link 2 to controllers without DIN connectors. Used by connecting wire from the adapter's terminal block to the controller's or network device's communications terminal block. Provides for communications with all controllers on the loop. Can be left on loop as a permanent communications port connection. |    |
| G029500  | <b>E-BUS to HSS Replacement Cable for the HB Controller</b><br>Includes: E-BUS to HSS 3 ft. communication cable.<br><br>The cable allows you to connect the HB Modular Service Tool to the HB Controller.   |    |


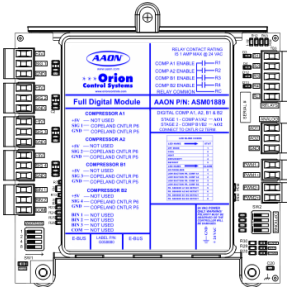

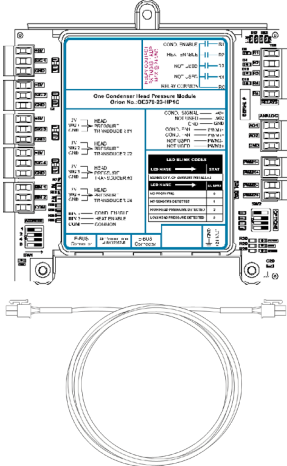


# AAON CONTROLS 2025 PARTS PRICING

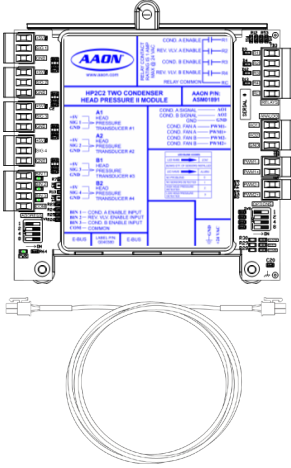
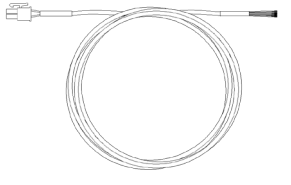
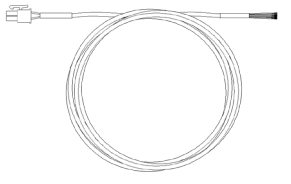
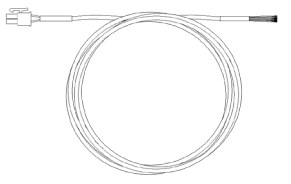
| Part Number | Accessories  |   |
|-------------|--|---|
|             | Description  |   |
| ASM02224    | <b>Power/Communication Board</b><br>Includes: Power/Communication Board mounted on snap track. Used to connect VAV/Zone Controllers to communication and power wiring. Branch devices plug into board using prefabricated Power/Communication Cable. Four branch connections available per Power/Communication Board. Each of the four branch terminals can supply a maximum of six controllers. Total power load allowed per board is 100 VA at 24 VDC.                           |    |
| ASM02188    | <b>VAV/Zone Controller Power/Comm Cable (PCC) Modular Adapter</b><br>The VAV/Zone Controller Modular Adapter is used to provide two modular PCC connections to the VAV/Zone BACnet® Controllers so that these controllers can be used with PCC cables.<br><br>The VAV/Zone Controller Modular Adapter is only available as a field-installable kit. It plugs into the three pin comm connector, and the two pin 24 VAC power connector that is on the VAV/Zone BACnet® Controller. |    |
| ASM01956    | <b>Slaved Zone Interface Card</b><br>Used to connect slaved zone actuators together. Interface card only. Generally used as a replacement.   |   |
| ASM01841    | <b>Slaved Zone Interface Card with Cable</b><br>Includes: Modular cable.<br><br>Used to connect slaved zone actuators together. Generally used as a replacement.   |  |

## Legacy Controls

# AAON CONTROLS 2025 PARTS PRICING

| Part Number | Legacy Controls   |   |
|-------------|---|---|
|             | Description   |   |
| ASM01887    | <p><b>Dual Digital Compressor Module</b></p> <p>Includes: Dual Digital Compressor Module in a plastic enclosure and modular cable.</p> <p>Used with the VCM-X Modular E-BUS Controller for AAON units with two digital scroll compressors and that are not water source heat pump units.</p>  |    |
| ASM01889    | <p><b>Full Digital Compressor Module</b></p> <p>Includes: Full Digital Compressor Module in a plastic enclosure and modular cable.</p> <p>Used with the VCM-X Modular E-BUS Controller. For AAON units with multiple digital scroll compressors and that are not water source heat pump units.</p>  |    |
| ASM01690    | <p><b>Water Source Heat Pump X2 Module</b></p> <p>Includes: Water Source Heat Pump X2 (WSHP-X2) Module in a plastic enclosure and E-BUS cable.</p> <p>Provides monitoring and compressor control for all AAON WSHP-X2 units. It can be used as a VCM-X-WSHP or SA E-BUS Controller communicating module or as a stand-alone module.</p> <p>The WSHP-X2 Module's water circuit configuration can be either single or dual. There are eight R-410A glycol configurations for the WSHP-X2 Module—0%-40% in increments of 5%. There are two refrigerant selections—R410-A refrigerant and R-22 refrigerant. If R-22 refrigerant is selected, the glycol will automatically default to 0%. The WSHP-X2 Module can also be used stand-alone. The Module contains a 2 x 8 LCD character display and four buttons that allow status display, setpoint changes, and configuration changes.</p> |   |
| ASM01890    | <p><b>One Condenser Head Pressure Module</b></p> <p>Includes: One Condenser Head Pressure Module in a plastic enclosure and E-BUS cable. This module is used on units with one condenser section and is able to monitor up to four individual head pressure transducers to control the condenser fan or water valve based on the highest of the four readings. It is also capable of monitoring a heating enable control signal (Heat Pump Mode) and forces the condenser signal to 100% while in this mode.</p> <p>This module can be used as a communicating module with a VCM-X Modular E-BUS controller or a VCM-X WSHP E-BUS Controller. It can also be used in a stand-alone application.</p>   |  |

# AAON CONTROLS 2025 PARTS PRICING

| Part Number   | Legacy Controls   |   |
|---|---|---|
|   | Description   |   |
| ASM01891  | <p><b>Two Condenser Head Pressure II Module</b></p> <p>Includes: E-BUS cable</p> <p>This module is used on units with two physically separate condenser sections and is able to monitor up to four individual head pressure transducers (two per section) to control the condenser fans or water valves based on the highest of the two readings for each section. It is also capable of monitoring a heating enable control signal (Heat Pump Mode) and forces the condenser signal to 100% while in this mode.</p> <p>This module can be used as a communicating module with a VCM-X Modular E-BUS Controller, VCM-X WSHP E-BUS Controller, or SA Controller. It can also be used in a stand-alone application.</p> |    |
| G030900 (12 ft.)<br>G030920 (25 ft.)<br>G030930 (50 ft.)<br>G030940 (80 ft.)<br>G030910 (120 ft.) | <p><b>Power/Comm Pigtail Cable Assembly</b></p> <p>Includes: 16 AWG, plenum rated, 5-conductor with aluminum foil shield and drain wire. UL NEC rating CL2P/CMP. One end terminated with Molex® Mini-Fit Jr. Plug connector and other end has 5 stripped wire ends.</p> <p>Use to connect from devices, which have Molex® Mini-Fit Jr. Receptacle connectors to devices with wire terminal connections. Available in 12, 25, 50, 80 &amp; 120 foot lengths.</p>   |    |
| G043280 (3 ft.)<br>G043270 (25 ft.)<br>G043290 (40 ft.)<br>G043300 (80 ft.)<br>G043260 (120 ft.)  | <p><b>Power/Comm Cable Assembly</b></p> <p>Includes: 16 AWG, plenum rated, five conductor with aluminum foil shield and drain wire. UL NEC rating CL2P/CMP. Both ends terminated with Molex® Mini-Fit Jr. Plug connectors. Available in 3, 25, 40, 80, and 120 ft. lengths.</p>   |  |
| G043310 (10 ft.)<br>G043320 (20 ft.)  | <p><b>Power/Communication Extension Cable Assembly</b></p> <p>Includes: 16 AWG, plenum rated, five conductor with aluminum foil shield and drain wire. UL NEC rating CL2P/CMP. One end terminated with Molex® Mini-Fit Jr. plug connector and other end terminated with Molex® Mini-Fit Jr. receptacle connector.</p> <p>Used to extend Power/Communication cable assembly length.</p> <p>Available in 10 and 20 ft. lengths.</p>   |  |

## SIZING OF ZONE DAMPERS

Size all zone dampers based on the required zone CFM per design calculations. The recommended velocity for selecting Pressure Dependent Zone Dampers is 1000 to 1500 FPM. **Pressure Independent Zone Dampers must be selected below 1250 FPM for proper airflow sensor operation.** For quiet operation, it is recommended all zone dampers be selected for 1000 FPM or less velocity.

## SIZING OF BYPASS DAMPERS

Size all bypass dampers to handle 60% to 70% of the HVAC units rated CFM. The recommended velocity for selecting bypass dampers is 1750 to 2250 FPM.

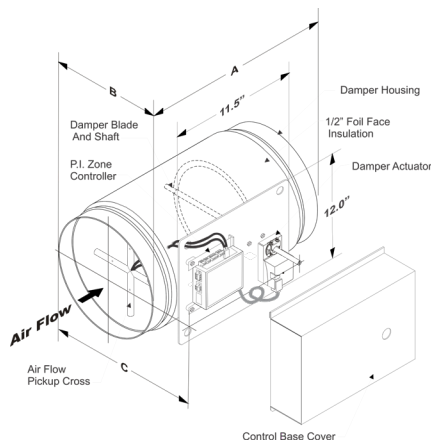
## SLAVING OF ZONE DAMPERS

Whenever possible, a single zone damper should be used. If space limitations or airflow requirements dictate, up to two slaved zone dampers can be used. When ordering zone dampers for slaving, calculate the zones total required CFM and divide by two or three depending on the total number of zones that are to be slaved together. Go to the chart below and select the correct size of damper needed. Order one Pressure Dependent Zone Damper of the size selected. Please note that Pressure Independent Zone Dampers cannot be slaved. Order (one or two as required) slaved zone dampers of the same size as the zone damper that was selected. Each slaved zone damper is supplied with a slave wiring adapter for connecting to the Pressure Dependent Zone Damper.

## SLAVING OF BYPASS DAMPERS

Whenever possible, a single bypass damper should be used. If space limitations or airflow requirements dictate, multiple bypass dampers can be used. When ordering multiple bypass dampers for slaving, calculate the bypass total required CFM and divide by two or three depending on the total number of bypass dampers that are to be slaved together. Go to the chart below and select the correct size of damper needed. Order (two or three as required) bypass dampers of the size selected.

| Round Damper Selection                         |   |               |                |                |                |                |
|--|---|---------------|----------------|----------------|----------------|----------------|
| Round Damper Duct Size (Area ft <sup>2</sup> ) | 6 in. (0.196)                                   | 8 in. (0.349) | 10 in. (0.545) | 12 in. (0.785) | 14 in. (1.069) | 16 in. (1.396) |
| Velocity through Round Damper (FPM)            | Volume through Round Damper (CFM)               |               |                |                |                |                |
| 750 - P.I. or P.D. Zone                        | 147   | 262           | 409            | 589            | 802            | 1047           |
| 1,000 - P.I. or P.D. Zone                      | 196   | 349           | 545            | 785            | 1069           | 1396           |
| 1,250 - P.I. or P.D. Zone                      | 245   | 436           | 681            | 981            | 1336           | 1745           |
| 1,500 - P.D. Zone only                         | 294   | 523           | 818            | 1178           | 1604           | 2094           |
| 1,750 - Bypass only                            | Bypass dampers are not available in these sizes |               | 954            | 1374           | 1871           | 2443           |
| 2,000 - Bypass only                            |   |               | 1090           | 1570           | 2138           | 2792           |
| 2,250 - Bypass only                            |   |               | 1226           | 1766           | 2405           | 3141           |



| Round Damper Dimension Data |       |       |       |
|-----------------------------|-------|-------|-------|
| Duct Diameter               | A     | B     | C     |
| 6"                          | 23.00 | 5.88  | 9.88  |
| 8"                          | 23.00 | 7.88  | 12.13 |
| 10"                         | 23.00 | 9.88  | 14.31 |
| 12"                         | 23.00 | 11.88 | 16.43 |
| 14"                         | 23.00 | 13.88 | 18.50 |
| 16"                         | 23.00 | 15.88 | 20.56 |

## GENERAL

This price list is not an offer to sell any of the products herein at the price shown other than to AAON approved accounts. All prices are list prices.

## PRICING

All prices are subject to change without notice. In the event of a price change, all undelivered items will be billed at the prices in effect at the time of shipment. Unless otherwise noted, all prices contained herein are list prices expressed in U.S. dollars and do not include shipping, local, state, or federal taxes.

## EXPEDITE FEES

AAON Stock Controls Products Any order received that requires product shipment within 24 hours of receipt of order (in stock items only) will have a 15% expedite fee added to the standard product order net amount, plus shipping costs.

## ORDERING

Verbal orders will not be accepted. All purchase orders must be e-mailed to AAON Parkville.

E-mail: [controls-orderentry@aaon.com](mailto:controls-orderentry@aaon.com)

All order changes must conform to the following:

Additions to orders will require a separate customer purchase order.

## TAXES

AAON, Inc. will collect applicable sales/use tax on all orders due to the establishment of sales tax nexus in all states. To avoid taxes being collected, submit exemption paperwork during account setup or, if job specific, include with purchase order.

## DELIVERY

Any delivery or ship dates shall be deemed to be only an approximation or estimate, and AAON, Inc. shall not be liable for failure to deliver on such dates nor for delays or for failure to deliver products hereunder resulting from the failure of AAON, Inc. or any other manufacturer thereof to manufacture or deliver such products by reason of factory or labor conditions, or labor controversies, product shortages, errors in manufacturing, fire, delay of common carrier, or delays in the usual sources of supply of raw material, or resulting from any causes beyond the control of AAON, Inc.

## FREIGHT

All sales are FOB shipping point. All freight charges are prepaid (PPA) and billed including any fuel surcharges that may be assessed by the carrier. AAON, Inc. assumes no liability for damage or loss of shipments. Claims for damage or lost shipments in transit must be made with the carrier, by the customer.

## PAYMENT TERMS

Customers with approved credit are invoiced net amount due within 30 days from the date of invoice.

Accounts with unpaid balances over 30 days are subject to credit hold.

## WARRANTY

All AAON Controls products, unless otherwise specified, are warranted to be free from defects in workmanship or material under normal use and service for a period of one year from date of original installation, or 18 months from date of original shipment from the factory, whichever occurs first. Under no circumstances will AAON, Inc. be liable for any consequential damages including, but not limited to, such losses as personal injury, personal damage, labor, transportation, repairs, and the like. These guarantees are in lieu of all other guarantees, expressed or implied, and no agent or employee of AAON, Inc. is authorized to assume any other liability on behalf of AAON, Inc.

## RETURNS

All products that are listed as non-returnable in the pricing are manufactured by other vendors. They can only be returned if they are defective unless otherwise noted in the pricing. Any allowable product or material returned must have a return goods authorization number (RGA No.) before it will be considered for credit or warranty. Any material received without a valid return authorization number will be returned at the expense of the shipper. Any item returned for credit must be in sellable condition and in its original packaging. All returns are subject to restocking charges. Dampers cannot be returned for credit.



**AAON**

**2425 So. Yukon Ave**

**Tulsa, OK 74107-2728**

**[www.AAON.com](http://www.AAON.com)**

**AAON Controls 2025  
Parts Catalog**

**Rev. B • 250714**

Factory Technical Support: 918-382-6450

Note: Before calling Technical Support, please have the model and serial number of the unit available.

Parts: For replacement parts, please contact your local AAON Representative.

It is the intent of AAON to provide accurate and current product information. However, in the interest of product improvement, AAON reserves the right to change pricing, specifications, and/or design of its product without notice, obligation, or liability.

Copyright © AAON, all rights reserved throughout the world.

AAON® and AAONAIRES® are registered trademarks of AAON, Inc., Tulsa, OK.